

**LAKSHMIPAT SINGHANIA ACADEMY
OPEN BOOK PROJECT
SESSION: 2022 – 2023
TERM: 2**

CLASS – IV

THEME: Preservation of Indian Tribal Culture

- All projects to be done in school according to the groups assigned.
- Instructions given by each subject teacher to be read carefully.
- Only research work required for the projects to be done at home.
- No written work to be done at home for the projects.
- Materials required for the projects to be brought by the group members.
- All group members must participate actively in the execution of the projects.
- Discipline must be maintained while working on the projects.

ENGLISH

CLASS: IV

FULL MARKS: 20

INSTRUCTIONS

- Read the instructions carefully.
- Refer to the links provided for your research.
- Browse the internet to gather information, but you must write the matter in your own words.
- Your project should be neat and creative.

THEME: PRESERVATION OF INDIAN TRIBAL CULTURE

LEARNING OBJECTIVES

After the completion of the project, students will be able to

- gather information about Smt. Droupadi Murmu
- collate the most significant elements needed for the interview writing
- augment their creative writing skills
- enhance their artistic skills while making the card
- develop collaborative skills while working in a group

Tribal Culture in India is varied and diverse, with each of the tribes possessing its own rich history and culture. However, the whole tribal society at present is going through the critical stage of transformation. Various modernizing forces have brought about changes in their socio-cultural environment. There is thus an urgent need to preserve the cultural heritage of the tribes by making people aware of them.

The name of **Droupadi Murmu** has become synonymous with that of the Indian tribal community. An Indian politician who is serving as the 15th and current President of India, she is the first person belonging to the tribal community and also the second woman to hold the office. Her journey so far has truly been an inspirational one.



WHAT YOU NEED TO DO:

1) Interview Writing –

Imagine that your group has had the privilege of meeting Smt. Droupadi Murmu and has been given the responsibility to **interview** her for your school magazine. Do a thorough research on Smt. Droupadi Murmu. Based on your research, frame around **six questions** that you would like to ask her. Your questions must touch upon the following aspects:

- ❖ her early life and education
- ❖ her early career, before joining politics
- ❖ her political career in brief till she took over as the President of India
- ❖ some interesting facts about her
- ❖ measures taken by the Indian government to help and protect the tribals
- ❖ her message to the youth of today

While framing your questions, remember that you are asking the questions to her. Use words like 'you' and 'your' while framing the questions. Similarly, frame the answers keeping in mind that Smt. Droupadi Murmu is answering them. So, write the answers in the first person.

2) Thank You Card –

Make a **Thank You card** for Smt. Droupadi Murmu, thereby expressing your gratitude for giving you the opportunity to interview her. As Smt. Droupadi Murmu was born to a Santhali tribal family, your card should have a **Santhal painting** on the front side, along with a **Thank You note** on its inside.

Your project must include –

- a brief **introduction of 2 to 3 lines** on Smt. Droupadi Murmu
- **six questions** along with the answers
- suitable pictures of the person you are to interview
- a Thank You card with a Santhal painting and a Thank You note

Use A4 size light coloured fabriano sheets to do the interview writing. For the card, you may use a white coloured A4 size chart paper.

Name: _____ Sec: _____ Roll No: _____ IV/ Unit Test 3/English/2022-23

You may use the links provided for your research.

https://en.wikipedia.org/wiki/Droupadi_Murmu

<https://www.oneindia.com/politicians/droupadi-murmu-39156.html>

<https://www.yourarticlelibrary.com/tribes/11-important-measures-taken-for-tribal-development-and-welfare-in-india-essay/4359>

<https://pib.gov.in/newsite/PrintRelease.aspx?relid=180875>

<https://indianculture.gov.in/paintings/santal-paintings/santhal-paintings>

LEARNING OUTCOME

At the end of the project, students should be able to write an interview based on their research, design a Thank You card, develop creative and collaborative skills and express themselves in grammatically correct sentences.

LAKSHMIPAT SINGHANIA ACADEMY

ENGLISH PROJECT RUBRIC

CLASS IV – UNIT TEST 3

CATEGORY	4	3	2	1
Content – Accuracy and Research (interview)	The interview is factually accurate and compelling. It reflects an exhaustive research work, with all the necessary details enumerated adequately.	The interview is factually accurate, but not very compelling. It reflects a considerable amount of research work, with quite a few necessary details enumerated appropriately.	The interview is not too factually accurate, nor compelling. It reflects a fair amount of research work, but quite a few necessary details have been left out.	The interview lacks necessary details and shows little or no research work; hence it is neither factually accurate, nor compelling.
Writing Skill – vocabulary, grammar and spellings (interview)	The format of the interview is correct, with good use of vocabulary and almost negligible grammatical and spelling errors.	The format of the interview is correct, with more or less good use of vocabulary and a few grammatical and spelling errors.	The format of the interview is flawed, with limited use of vocabulary and some grammatical and spelling errors.	The format of the interview is totally incorrect, with extremely limited use of vocabulary and plenty of grammatical and spelling errors.
Art Integration (card)	The card is phenomenally creative and artistic in its representation of Santhal art.	The card is quite creative and artistic in its representation of Santhal art.	The card is average in its creative and artistic representation of Santhal art.	The card shows lack of creative and artistic representation of Santhal art.
Overall Presentation	Exceptionally neat in presentation and the layout of the project is remarkably done.	Neatly presented and the layout of the project is more or less remarkably done.	Somewhat neat in overall presentation and in the layout of the project.	Untidy presentation and lacks a proper layout of the project.
Individual Participation and Involvement	Demonstrates very good participation in the project. Helps teammates and provides ideas.	Demonstrates adequate participation in the project. Helps teammates and provides ideas.	Demonstrates limited participation in the project. Is not keen to help teammates or provide ideas.	Demonstrates lack of participation and involvement in the project.

LAKSHMIPAT SINGHANIA ACADEMY
OPEN BOOK PROJECT (UNIT TEST-3)
2022-23

Class-IV
Subject- Hindi 2nd Language

F.M. 20



TOPIC- भारत का आदिवासी जीवन

उद्देश्य (Objectives)

- कल्पनाशीलता का विकास
- रचनात्मकता का विकास
- भाषा शैली का विकास
- व्यावहारिक ज्ञान का विकास
- नैतिक मूल्यों का विकास
- आदिवासी की समस्याओं के प्रति जागरूकता
- भाषिक क्षमता और वैचारिक क्षमता का विकास
- प्राकृतिक संपदा के प्रति जागरूकता

भारत में आदिवासियों को प्रायः 'जनजातीय लोग' के रूप में जाना जाता है। आदिवासी मुख्य रूप से भारतीय राज्यों उड़ीसा, मध्य प्रदेश, छत्तीसगढ़, राजस्थान आदि में बहुसंख्यक व गुजरात, महाराष्ट्र, आंध्र प्रदेश, बिहार, झारखंड, पश्चिम बंगाल में अल्पसंख्यक हैं।

जबकि भारतीय पूर्वोत्तर राज्यों में यह बहुसंख्यक हैं, जैसे मिजोरम। भारत सरकार ने इन्हें भारत के संविधान की पांचवी अनुसूची में " अनुसूचित जनजातियों " के रूप में मान्यता दी। भारत में सभी आदिवासी समुदायों की अपनी विशिष्ट भाषाएं, धर्म, खान-पान, नृत्य, पोशाक, गहने और संस्कृति हैं। सभी आदिवासियों की अपनी अलग-अलग पहचान है। इनका जीवन और रहन-सहन प्रकृति के बहुत करीब है। कुछ ऐसे आदिवासी हैं जिन्होंने हमारे पुराणों और इतिहास और देश में विशेष स्थान प्राप्त किया है। जैसे- एकलव्य, महर्षि बाल्मिकी, द्रोपदी मुर्मू, गंगानारायण सिंह, बिरसा मुण्डा , टंटया भील

सामूहिक परियोजना कार्य

पत्रिका निर्माण

परियोजना कार्य से जुड़े आवश्यक निर्देश-

1) विद्यार्थी दिए गए आदिवासी क्षेत्र से जुड़े जीवन शैली पर एक पत्रिका का निर्माण करेंगे।

पत्रिका में निम्नलिखित बिंदुओं का समावेश होगा।--

क) मुख्य पृष्ठ पर पत्रिका का शीर्षक होगा।

ख) आदिवासियों के संस्कृति, शौर्य, पराक्रम, और ज्ञान को दर्शाता स्लोगन होगा।

ग) आदिवासी जीवन से जुड़े पोशाक, खान-पान, नृत्य, उत्सव, निवास स्थान आदि का चित्र चिपका कर उसके बारे में लिखेंगे।

घ) उस क्षेत्र के आदिवासी जीवन की महत्वपूर्ण विशेषता को बताएँगे।

ङ) आदिवासी क्षेत्र को दर्शाता मानचित्र भी चिपकाएँगे।

2) मौखिक प्रस्तुति

हमारे पुराणों, इतिहास और देश में आदिवासियों ने विशेष स्थान प्राप्त किया है। आदिवासी वीरों और चरित्रों जैसे- एकलव्य, रानी दुर्गावती, झलकारी बाई, द्रोपदी मुर्मू, गंगानारायण सिंह, बिरसा मुण्डा , टंटया भील आदि में से किसी एक का रूप सजकर उस चरित्र के योगदान को मौखिक रूप में प्रस्तुत करेंगे।

अधिगम प्रतिफल (Learning Outcome)

विद्यार्थी प्रकृति संरक्षक, शूरवीर, देशभक्त तथा संघर्षशील आदिवासी जनजाति के त्याग, रहन-सहन, जीवन शैली, गीत-संगीत और रीति-रिवाजों को जानने में सक्षम होंगे।

टिप्पणी- प्रत्येक समूह को भारत के अलग-अलग क्षेत्रों के किसी एक आदिवासी जनजाति से पत्रिका बनाने को दिया जाएगा।

RUBRIC FOR CLASS 4 HINDI PROJECT(UT_3)

मानदंड	4	3	2	1
विषय-वस्तु का प्रभावी और सृजनात्मक वर्णन	विषय सामाग्री से जुड़े तथ्यों पर गहरा शोध और लेख में सटीक एवं विषयानुरूप वर्णन है।	एक या दो तथ्यात्मक त्रुटियों के अलावा अधिकांश तथ्य सही एवं विषयानुरूप हैं।	कुछ तथ्य विषयानुरूप हैं पर तीन से अधिक त्रुटियाँ पाई गई हैं।	प्रयुक्त लेखों में विषय सामाग्री स्पष्ट नहीं है।
कलात्मक क्षमता एवं चित्र संकलन	परियोजना के विषय की प्रभावी अभिव्यक्ति के लिए रंगों साज-सज्जा की सामग्री , तस्वीरों का अच्छा उपयोग।	परियोजना के विषय की प्रभावी अभिव्यक्ति के लिए रंगों साज-सज्जा की सामग्री , तस्वीरों का कुछ उपयोग।	परियोजना के विषय की प्रभावी अभिव्यक्ति के लिए रंगों साज-सज्जा की सामग्री , तस्वीरों का कम उपयोग।	परियोजना के विषय की प्रभावी अभिव्यक्ति के लिए रंगों साज-सज्जा की सामग्री , तस्वीरों का उपयोग नहीं किया गया ।
भाषा का प्रयोग	प्रस्तुतीकरण में वाक्य-विन्यास, वर्ण—विन्यास एवं विराम चिह्न संबंधी त्रुटियाँ न होना। सहज एवं बोधगम्य भाषा का उपयुक्त प्रयोग।	प्रस्तुतीकरण में वाक्य-विन्यास, वर्ण—विन्यास एवं विराम चिह्न संबंधी कुछ ही त्रुटियाँ का होना।	प्रस्तुतीकरण में वाक्य-विन्यास, वर्ण—विन्यास एवं विराम चिह्न संबंधी त्रुटियाँ के कारण भाषा की उपयुक्तता का अभाव पाया जाना।	प्रस्तुतीकरण में वाक्य-विन्यास, वर्ण—विन्यास एवं विराम चिह्न संबंधी त्रुटियाँ के कारण विषयानुसार भाषा का प्रयोग न हो पाना।
दिशा निर्देशों का	दिशा निर्देशों का	अधिकांश निर्देशों	बहुत कम दिशा	दिशा निर्देशों का

पालन/ समयनिष्ठता	कड़ाई से पालन एवं समयानुसार कार्य सम्पन्न होना ।	का पालन एवं समयानुसार कार्य सम्पन्न होना।	निर्देशों का पालन एवं अतिरिक्त समय देने के पश्चात कार्य सम्पन्न होना।	पालन एवं समयानुसार कार्य सम्पन्न न हो पाना।
समग्र प्रस्तुति	परियोजना का समग्र प्रभाव रोचक और आकर्षक।	परियोजना का समग्र प्रभाव ध्यान आकर्षण के लिए पर्याप्त।	परियोजना की समग्र प्रस्तुति को आकर्षक बनाने के लिए कुछ ही प्रयास किया गया।	समग्र प्रस्तुति को रोचक बनाने के लिए विद्यार्थी ने किसी प्रकार का प्रयास नहीं किया।

LAKSHMIPAT SINGHANIA ACADEMY
OPEN BOOK PROJECT (UNIT TEST-3)
2022-23

Class-IV
Subject- Bengali 2nd Language

F.M. 20

TOPIC- ভারতীয় উপজাতীয় সংস্কৃতির সংরক্ষণ

উদ্দেশ্য (Objectives)

- কল্পনার বিকাশ
- সৃজনশীলতা বিকাশ করুন
- ভাষাশৈলীর বিকাশ
- ব্যবহারিক জ্ঞানের বিকাশ
- নৈতিক মূল্যবোধের বিকাশ
- উপজাতীয় সমস্যা সম্পর্কে সচেতনতা
- ভাষাগত ক্ষমতা এবং ধারণাগত ক্ষমতার বিকাশ
- প্রাকৃতিক সম্পদের সচেতনতা

ভারতে উপজাতিদের প্রায়ই 'উপজাতীয় মানুষ' হিসাবে উল্লেখ করা হয়। আদিবাসীরা প্রধানত ভারতের উড়িষ্যা, মধ্যপ্রদেশ, ছত্তিশগড়, রাজস্থান ইত্যাদি রাজ্যে এবং গুজরাট, মহারাষ্ট্র, অন্ধ্রপ্রদেশ, বিহার, ঝাড়খণ্ড, পশ্চিমবঙ্গে সংখ্যালঘু, তারা মিজোরামের মতো ভারতের উত্তর-পূর্বাঞ্চলীয় রাজ্যগুলিতে সংখ্যাগরিষ্ঠ। ভারত সরকার তাদের ভারতের সংবিধানের পঞ্চম তফসিলে "তফসিলি উপজাতি" হিসাবে স্বীকৃতি দিয়েছে। ভারতের সমস্ত উপজাতীয় সম্প্রদায়ের নিজস্ব স্বতন্ত্র ভাষা, ধর্ম, খাদ্যাভ্যাস, নাচ, পোশাক, গয়না এবং সংস্কৃতি রয়েছে। সব আদিবাসীরই রয়েছে নিজস্ব স্বতন্ত্র পরিচয়। এদের জীবন ও জীবনযাপন প্রকৃতির খুব কাছাকাছি। এমন কিছু আদিবাসী আছে যারা আমাদের পুরাণ এবং ইতিহাস ও দেশে বিশেষ স্থান

পেয়েছে। যেমন একলব্য, রানি দুর্গাবতী, দ্রৌপদী মূর্খ, গঙ্গানারায়ণ সিং, বিরসা মুন্ডা।

বাংলা পরিয়ोजना কার্যের উপস্থাপনা এবং পুস্তিকার মাধ্যমে এই নিজস্বতাকে সম্মান জানানোর পালা এইবার।

পুস্তিকার বিষয়বস্তু

1. শিক্ষার্থীরা প্রদত্ত উপজাতীয় এলাকার সাথে সম্পর্কিত জীবনধারার উপর একটি পুস্তিকা তৈরি করবে।

নিম্নলিখিত পয়েন্ট পুস্তিকায় অন্তর্ভুক্ত করা হবে।

- উপজাতীয় জীবন সম্পর্কিত পোশাক, খাবার, নাচ, উৎসব, বাসস্থান ইত্যাদির ছবি পেস্ট করে। তা নিয়ে লিখবে।
- উক্ত এলাকার উপজাতীয় জীবনের গুরুত্বপূর্ণ বৈশিষ্ট্য বর্ণনা কর।
- উপজাতীয় এলাকা দেখানো একটি মানচিত্রও আটকানো হবে।
- উপযুক্ত প্রচ্ছদ (Cover) ও শিরোনাম (Title)

2. এমন কিছু আদিবাসী আছে যারা আমাদের পুরাণ এবং ইতিহাস ও দেশে বিশেষ স্থান পেয়েছে। যেমন একলব্য, মহারাণী দুর্গাবতী, দ্রৌপদী মূর্খ, গঙ্গানারায়ণ সিং, বিরসা মুন্ডা প্রভৃতি আদিবাসী নায়ক ও চরিত্রদের রূপে সাজবে। মৌখিকভাবে সেই চরিত্রের অবদান এবং তার দলের জন্য নির্ধারিত উপজাতীয় জীবন উপস্থাপন করবে সম্মিলিতভাবে সংক্ষিপ্ত ভূমিকা উপস্থাপন করা হবে।

LEARNING OUTCOME:

প্রজেক্টের শেষে, শিক্ষার্থীরা ভারতীয় উপজাতীর ওপর একটি পুস্তিকা তৈরি করার সাথে সাথে ভারতীয় উপজাতীর সংরক্ষণের প্রয়োজনীয়তা সম্পর্কে সচেতন হবে।

RUBRIC FOR BENGALI OPEN BOOK PROJECT CLASS – 4

Skills দক্ষতা	Competency যোগ্যতা			
	4	3	2	1
Content	পুস্তিকায় সকল বিষয়ে সঠিক ভাবে লেখা হবে এবং প্রতিটি ক্ষেত্র আলাদা ভাবে প্রতিফলিত হবে	পুস্তিকা থাকলেও প্রতিটি ক্ষেত্র আলাদা ভাবে প্রতিফলিত হয়নি	প্রয়োজনীয় বিষয়ের প্রতিটি ক্ষেত্রের উল্লেখ নেই	কার্য অসম্পূর্ণ
Research	উপজাতীয় জীবন সম্পর্কিত পোশাক, খাবার, নাচ, উৎসব, বাসস্থানের সঠিক উল্লেখ	৩টি নামের সঠিক উল্লেখ	২টি নামের উল্লেখ	১টি নামের উল্লেখ
Creativity	বিষয়বস্তুর সাথে সমতা বজায় রেখে মৌলিক চিন্তাশীলতা	বিষয়বস্তুর সাথে সমতা থাকলেও মৌলিকতার অভাব	বিষয়বস্তু ও নামকরণে সমতার অভাব	নামকরণের অনুপস্থিতি
Art Integration	পরিচ্ছন্ন হস্তলিখন ও উপযুক্ত প্রচ্ছদ ভাবনা	উপযুক্ত প্রচ্ছদ কিন্তু ছবির অপ্রতুলতা	উপযুক্ত প্রচ্ছদের পরিচ্ছন্নতার অভাব	প্রচ্ছদের অনুপস্থিতি
Overall presentation	সুন্দর, পরিচ্ছন্ন উপস্থাপনা ও সঠিক বানান এবং ব্যাকরণ ব্যবহার করে বর্ণনা করতে পারা	সুন্দর, পরিচ্ছন্ন উপস্থাপনা ও আংশিকভাবে সঠিক	কার্যে পরিচ্ছন্নতার অভাব	বানান ভুলের বাহুল্য

LAKSHMIPAT SINGHANIA ACADEMY
MATHEMATICS
UNIT TEST 3 – OPEN BOOK PROJECT

Class – IV

F.M. 20

INDIAN TRIBAL CULTURE

Through this project, students will be able to:

- learn more about the tribes of India.
- revise and apply the concepts of Large Numbers, Multiples and Factors, HCF and LCM, Fractions
- apply their creativity and imagination to complete the art work.
- develop critical thinking, problem-solving and collaborative skills.

The tribes are the native people of the land who are believed to be the earliest settlers in the Indian Peninsula. They are generally called *Adivasis*, implying original inhabitants. India has one of the largest and diverse tribal populations in the world. The tribal population in India according to the 2011 census is 104 million.

Tribal people and their culture are crucial to India, as they play an **important role in conserving the environment and hold the knowledge that can help restore the ecological balance.**

Despite its significant role to integrate the society and enhance the sense of ownership to the concerned people and culture, intangible heritage faces serious threats for its existence. The art and culture of tribes should be given new orientation and respectability in the overall scheme of cultural development. The best traits of both the tradition and modernity should be synthesized for their sustainable development. The tribal people have rich traditions, cultures and heritage with unique life styles and customs.



- I. Let us get to know more about the tribes that can be found in India by playing a game.

Mathematics Relay will be played with the students to make them acquainted with the tribes of India using mathematical clues based on the concepts done in class till week 23.

- II. The Chenchus, Angami and Nyishi tribes whose traditional way of life have been based on hunting and gathering. Traditionally they roamed the jungles, living under trees and in rock shelters. The common food was honey, the roots of trees, plants, and the flesh of animals caught in hunting. However, there are instances to show how some tribes have given up their customary hunting rights for the conservation of wildlife and environment, at large.

Students will use the seven shapes in the TANGRAM puzzle to make an animal which was hunted by the tribes for its flesh.

- III. **Warli painting** is a form of tribal art mostly created by the tribal people from the North Sahyadri Range in Maharashtra, India. The Warli Painting tradition in Maharashtra are among the finest examples of the folk style of paintings. These rudimentary wall paintings use a set of basic geometric shapes: a circle, a triangle, and a square. These shapes are symbolic of different elements of nature. The circle and the triangle come from their observation of nature. The circle represents the sun and the moon, while the triangle depicts mountains and conical trees. In contrast, the square renders to be a human invention, indicating a sacred enclosure or a piece of land.

Research about the Warli Art form - the human and animal figures used and create an art form with the members of your group in class.

You may use the following site for your research:

https://in.pinterest.com/search/pins/?q=Worli%20painting&rs=srs&b_id=BNIFXMZSIImzmAAAAA AAAAAC4IMWyhegLLC60xofMVcbz540FLOT84aDe1-cJtSUD00PefDNI0oIp&source_id=fLhkzLUa

LEARNING OUTCOME:

At the end of the project, students should be able to decode mathematical clues, develop problem solving skill and revise the concepts of basic geometry as well as appreciate Indian tribal culture while learning about the Indian tribes

MATHEMATICS PROJECT GRADING RUBRICS

	4	3	2	1
Maths Content	Demonstrates a clear knowledge and application of maths skills.	Demonstrates a general knowledge and application of maths skills.	Demonstrates limited knowledge and application of maths skills.	Demonstrates no knowledge and application of maths skills.
Problem Solving (Tangram)	Very good capacity of problem solving. Is able to complete the puzzle precisely without any help.	Acceptable capacity of problem solving. Is able to complete the puzzle precisely with little help.	Limited capacity of problem solving. Is able to complete the puzzle with teacher's intervention.	Poor problem-solving capacity. Is not able to complete the puzzle even with teacher's intervention.
Art Integration	The concept in the submission (shapes) is exceptionally creative and well-integrated with art.	The concept in the submission (shapes) is creative and well-integrated with art.	The concept in the submission (shapes) shows little creativity and integration with art.	The concept in the submission (shapes) lacks creativity and integration with art.
Communication and Team Work	Very fluid, adequate and orderly communication in the group. No teacher intervention is required.	Adequate and orderly communication in the group. Little intervention from the teacher is required.	Limited communication in the group. Some teacher's intervention is required.	Poor communication in the group. Teacher has to intervene in many occasions.
Individual Participation and Involvement	Very good participation in the project. Helps teammates and provides ideas.	Adequate participation in the project. Helps teammates and provides ideas.	Little participation and involvement in the project.	Lack of participation and involvement in the project.

LAKSHMIPAT SINGHANIA ACADEMY**OPEN BOOK PROJECT****2022- 2023****Class – IV****FULL MARKS: 20****Subject – EVS****THEME: PRESERVATION OF INDIAN TRIBAL CULTURE****LEARNING OBJECTIVES**

Students will be able to:

- Learn about the medicines prepared by the tribes of the states of Gujarat, Kerala, Tripura, Rajasthan and Andhra Pradesh.
- Research and gain knowledge about the usage of these tribal medicines in the treatment of various ailments.
- Appreciating the importance of tribal medicine or ethnomedicine.
- Understand the need for preservation of traditional knowledge of medicinal plants to solve many of the problems of healthcare in India by providing cheap and sustainable remedy.
- Art Integration through relevant illustrations of medicinal plants.
- Integration with Social Science based on the research done on the tribes of different states of India.
- Experiential learning: Research work and presentation on different tribal medicines used in the states of India.

TRIBAL MEDICINE OR ETHNOMEDICINE

Tribal medicine is **a part of the indigenous medicine and is used by tribal people in the forest.** The tribal medicine is also known as the **ethnomedicine.**



Humans and plants share an age-old relationship. Plants have been used as a source of medicine since ancient times. These medicines are safe and environmental friendly. According to WHO about 80% of the world's population depends on traditional medicine for their primary health care.

Tribal people collect and preserve locally available wild and cultivated plant species and practice herbal medicine to treat a variety of diseases and disorders. Traditional medicinal knowledge can be used to treat and heal a number of illnesses such as cancer, high blood pressure, cholera, eczema, fever, anxiety, depression, healing of wounds and burns and many more. Their knowledge is passed on from generation to generation by oral tradition. Unfortunately, with the passage of time, the traditional knowledge is vanishing rapidly due to lack of documentation and loss of interest in the younger generations. Currently, the **Government of India**, realizing the value of the country's vast range of medicinal plants, has embarked on a mission of documenting the traditional knowledge. India is the only country in the world to have **set up an institutional mechanism – the TKDL (Traditional Knowledge Digital Library)** – to protect its traditional knowledge.

So, as responsible citizens of our country, let us try to contribute towards this initiative taken up by our government to preserve the valuable traditional knowledge of medicinal plants as it can solve many of the problems of healthcare in India by providing cheap and sustainable remedy.

What you need to do:



Using the information provided above and some research work, each group will do the following.

- Make separate flash (information) cards (A-4 size) on any 4 local plants used for the treatment of ailments by the tribes of the state allotted to your group.
- Each flash card must have the following information.

1.	Relevant illustrations/pictures (plant used, tribal people)
2.	Name of the State -
3.	Name of the Tribe -
4.	Local/Vernacular name of the plant used –
5.	Scientific name of the plant -
6.	Plant habitat -
7.	Part of the plant used -
8.	Name of the ailment for which the plant is used -
9.	Mode of preparation -
10.	How the preparation is used (externally/internally) -

- Each group will then speak on the different remedies used by the tribes of the state they are representing. They will also highlight the importance of ethnomedicine.
- Two members of each group will dress up in the traditional costume of the tribes allotted to their group. (You may also use certain props for the same)

Did you know?

<h2>Lakshmikutty</h2> <p>Vanamuthassi (Grandmother of Jungle)</p> <ul style="list-style-type: none">• Tribal woman who prepares 500 Herbal Medicines from memory• Has helped thousands of people, especially in snake and insect bite cases• Gives lectures on Natural Medicine at Institutions across Southern States• Teacher at Kerala Folklore Academy, Kallar• Traditional knowledge of preparing the medicines passed down from her mother• Lives in small hut with a Palm Leaves Roof in Tribal Settlement, deep in the forest• Only tribal woman from her area to attend school in 1950s	<p>“poison healer whose traditional medicines draw thousands for treatment”</p>  
<p>Medicine (Snake Bite) Kerala 75 Yrs</p>	

LEARNING OUTCOME:

At the end of the project, students:

- Should have done research on the tribes of the different states of India.
- Should have learnt about the medicines prepared by the tribes of the states of Gujarat, Kerala, Tripura, Rajasthan and Andhra Pradesh.
- Should have done research and gained knowledge about the usage of these tribal medicines in the treatment of various ailments.
- Should have appreciated the importance of tribal medicine or ethnomedicine.
- Should have understood the need for preservation of traditional knowledge of medicinal plants to solve many of the problems of healthcare in India by providing cheap and sustainable remedy.

Some helpful links:

PowerPoint presentation on Folk or Tribal Medicine – FROM SLIDE 44 TO 61

<https://www.slideshare.net/SureshRaj10/folk-medicine-97576237>

Medicinal plants of the tribes of different states

<https://www.ncbi.nlm.nih.gov/pmc/articles/PMC5471463/>

[https://www.researchgate.net/publication/304528030 Folk herbal medicines used by the Tribals of Bayad taluka in Aravalli District Gujarat India](https://www.researchgate.net/publication/304528030_Folk_herbal_medicines_used_by_the_Tribals_of_Bayad_taluka_in_Aravalli_District_Gujarat_India)

[https://www.researchgate.net/publication/342712572 Ethnobotanical Medicines Used by the Kani and Kurichiyar Tribal Communities of Kerala](https://www.researchgate.net/publication/342712572_Ethnobotanical_Medicines_Used_by_the_Kani_and_Kurichiyar_Tribal_Communities_of_Kerala)

[https://www.researchgate.net/publication/237550873 Traditional medicinal practices of Rajasthan](https://www.researchgate.net/publication/237550873_Traditional_medicinal_practices_of_Rajasthan)

[https://www.researchgate.net/publication/224898111 Tribal medicine of andhra pradesh](https://www.researchgate.net/publication/224898111_Tribal_medicine_of_andhra_pradesh)

CLASS 4 EVS – RUBRIC – OPEN BOOK PROJECT (UT3)

	4	3	2	1
Content - Accuracy and understanding of the theme	Demonstrates a clear understanding of the theme. The content is concise and accurate.	Demonstrates an adequate understanding of the theme. The content is adequately concise and accurate.	Demonstrates limited understanding of the theme. The content is somewhat accurate.	Demonstrates no understanding of the theme. The content lacks accuracy.
Creativity and Originality - Art integration	The submission reflects originality and is exceptionally creative and well-integrated with Art.	The submission reflects originality to some extent and is adequately creative and integrated with Art.	The submission is somewhat creative and displays little integration with Art. Shows little originality.	The submission lacks creativity and integration with Art. Originality is lacking.
Research Work - Use of technology and media (links provided)	Accessed suggested media and employed technology exceptionally for research work.	Accessed suggested media and employed technology adequately for research work.	Suggested media was somewhat accessed. Research work was inadequate.	Suggested media was not accessed at all. Research work is lacking.
Guidelines followed - Collaboration and Contribution	Guidelines have been strictly followed. Every member has contributed effectively. The group displayed excellent collaboration.	Most of the instructions have been followed. Most of the members have contributed effectively. The group displayed good collaboration.	Followed very few guidelines. Very few members have contributed. The group displayed inadequate collaboration.	Guidelines have not been followed. Only one or two members contributed. There was lack of collaboration.
Overall Presentation – Layout of the project and oral presentation	Presentation includes relevant pictures/drawings to support the content. The presentation is exceptionally attractive and appealing in terms of design, layout and neatness. Oral presentation was exceptionally good.	Graphics used in the presentation support the content to some extent. The presentation is quite attractive in terms of design, layout and neatness. Oral presentation was good.	Graphics are somewhat related to the content. Some attempt has been made to make the presentation somewhat attractive. Oral presentation was somewhat good.	Graphics are not related to the content at all. Little or no effort has been made to make the presentation attractive. Oral presentation was inadequate.

Social Science

CLASS: IV

FULL MARKS: 20

INSTRUCTIONS

• The project consists of four parts – Research and dress, Placard, tattoo drawing, map pointing

• **Materials required:**

- **Chart paper- light coloured/ white**
- **Hardbound recycle board- carton cut outs for making the placard**
- **colours, coloured cellotape, glue, sticks to hold the placard and other stationaries**
- **Political outline map of India**
- **Research content and relevant pictures**
- **Sketch pens**

• You can refer to the internet to research and gather information, but you must write the matter in your own words and be creative.

• Make sure your project is neat, creative and appealing.

THEME- Preservation of Indian Tribal Culture and Tradition

Learning Objectives

Man and culture are inseparable and considered being the two sides of the same coin. One does not exist without the other.

From this project students will know how:

- The whole tribal society of India at present moment is going through the critical stage of transformation.
- The cultural innovation was the most remarkable mechanism that led man to more and more complex setting to adapt to the new environment.
- The intangible heritage that the tribal population possesses including the traditional knowledge system contains many positive and productive elements that are really invaluable for the entire humanity.
- Students will research extensively on their chosen tribe and know about their culture and heritage.
- Know what is tattoo and what does it symbolise.

The class will be divided into 5 groups. Each group has to work on any one tribe as allotted.

1. Gond tribe
2. Ahom Tribe
3. Bheel Tribe
4. Khasi
5. Garo

Students have to research on the tribal group of their team based on the following points:

- Who are they?
- Where are they found mostly in India now and their origin?
- Religion followed
- Dress
- Costumes & Jewellery
- Culture and heritage/ Lifestyle

Execution of the project:

Individual presentation:

- Students will dress in their respective tribal costume.
- Each member of the team will make simple traditional tribal tattoo designs on their friend's hand/paper and tell what the tattoo symbolises. (to be done in class – individual activity)

Group activity:

- Prepare a placard highlighting the speciality of their tribe and also giving public a message to preserve the culture and heritage of the tribe. (One team can prepare two separate placards if required – one showing the highlights of the tribe with supportive pictures and another giving the message.)
- On an outline political map of India mark the regions where their team tribe exists presently.

Learning Outcome:

- Students will understand that the need of the hour is to preserve the rich and fast diminishing cultural heritage of the tribes by spreading awareness and motivating people.

LAKSHMIPAT SINGHANIA ACADEMY'

SSC-OPEN BOOK RUBRICS

UNIT TEST- 3- 2022-23

Score- Total-20	5	4	3	1-2
<p>Presentation- demonstrates a concise knowledge and understanding of the theme.</p> <p style="text-align: center;">/5</p>	<p>Good research work is done. Content, dress is very specific and relevant to the topic. Presentation is very neat. (Compared with other presentation.)</p>	<p>Research work is done. Content, dress is good and presentation is neat.</p>	<p>Content and dress presentation is satisfactory. Missed out on some points.</p>	<p>Content and dress presentation is incomplete presentation and not on time.</p>
<p>Placard</p> <p>Submission demonstrates an understanding of the importance of preservation of tribal culture and heritage.</p> <p style="text-align: center;">/5</p>	<p>The message on the placard is motivating/ unique and is relevant to the theme of the project. Neatly presented (compared with other submission/ presentation)</p>	<p>The message on the placard is motivating and is relevant to the theme of the project. Neatly presented</p>	<p>The message on the placard is not so motivating and relevant to the theme of the project. Presentation could be better.</p>	<p>The message on the placard is not motivating and relevant to the theme of the project. Presentation not at par.</p>
<p>Skill- Tribal tattoo making: Creativity and art integration, Presentation</p> <p style="text-align: center;">/5</p>	<p>Art work is unique and neat (compared with other submissions/ presentations) Very much relevant to the theme.</p>	<p>Art work is neat and relevant to the theme. Somewhat creative.</p>	<p>Lacks creativity. Not so neat and relevant to the theme. Overall art work not so impressive.</p>	<p>Untidy work. Not relevant to the theme.</p>
<p>Skill- Map pointing: art integration and</p>	<p>Map pointing is done very</p>	<p>Map pointing is done</p>	<p>Map pointing is done but</p>	<p>Map pointing is</p>

knowledge /5	neatly and accurately (compared with other submission). Map is supported by a correct key.	neatly and correctly. Map is supported by a correct key.	lacks accuracy. Map is supported by a key. Submission not on time.	done but lacks accuracy. Map is partly or not supported by a key. Submission not on time.
Total /20				

LakshmiPat Singhania Academy
Unit Test 3 - 2022-23
Open Book Project
Subject: Computer Education

Class: IV

Full Marks: 10

Preservation of Indian Tribal Culture (Tribal Painting)

Learning objectives:-

- To make students aware of Indian Tribal culture, specially about tribal painting.
- To know about a specific tribal art forms– jadu patua and pata chitra
- To develop ICT skill of students by doing hands on project using digital photo collage.
- To develop artistic skill by creating digital photo collage using various shapes and colour.
- To develop critical thinking skill while adding text to save tribal art.
- To develop collaborative skill as a team.

Learning Outcome:

- Students will gain an artistic approach and be encouraged to create digital photo collage using images of tribal art.
- Students will be able to handle the application <https://photo-collage.net> more efficiently.
- Students will appreciate each others digital photo collage.

Introduction:-

Santhals (also spelled as Santals) are the largest tribe in the Jharkhand and West Bengal state of India in terms of population and are also found in the states of Odisha, Bihar and Assam. **Our president Madam Draupadi Murmu belongs to this tribal community.**

They are known for their unique form of tribal paintings known as Santhal Tribal Paintings.

After a long day at work they retire for the day and find relaxation in music and dance. Themes of their paintings revolve around this community life. Paintings depict dancing, harvest and merry making.

Santhals earlier used natural colours which were prepared from various leaves and flowers. They paint the walls of their huts during their village festival.

They have a special community called Jadu Patuas or magic painters in the Santhal Paragana district of Bengal/Bihar borders. The painters are called magic painters because they paint to preserve crops, avert diseases, honour the dead and so on.

Some Santhals paint in Pata or cloth as well. These then form the scrolls which unfurl to tell a story. They take the paintings from village to village not to sell their paintings

but to get money in form of donations by singing songs based on the stories. These songs are known as Pater Gaan.

To Do:-

- Students will create a digital photo collage on Santhal Folk Art using free digital application <https://photo-collage.net>.
- They will add a sentence to promote tribal art.
- Folders with related Pictures and brief information will be provided to them during the project.

How To Do:-

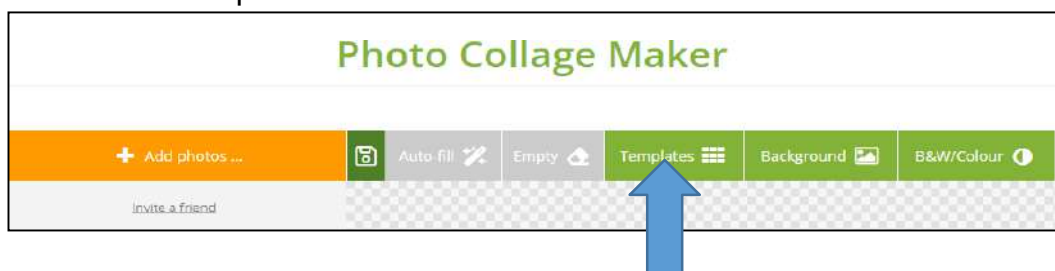
The steps of making the collage is given below:-

- Open any browser like Chrome and type <https://photo-collage.net/photo-collage-maker/>. Follow the steps given below:-

I. Get Started



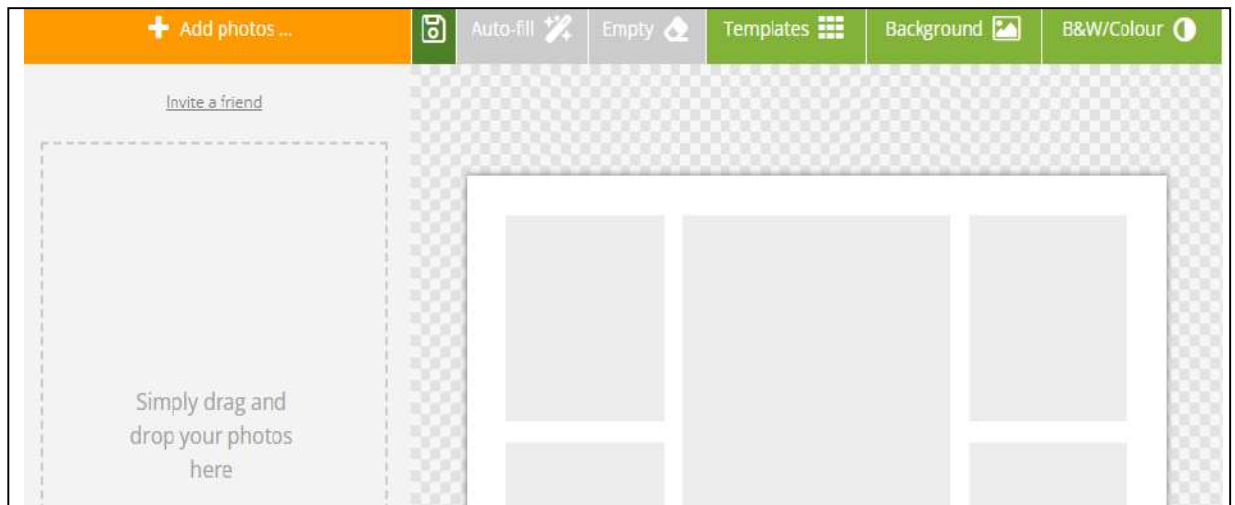
II. Choose Templates



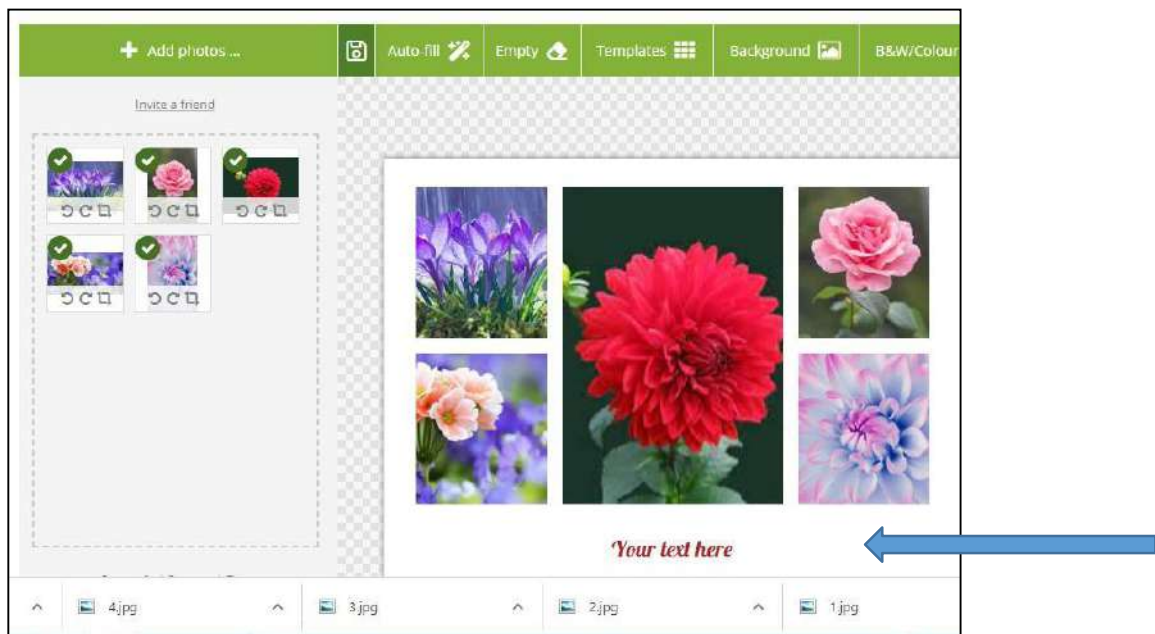
III. Choose a template of 5 or 6 pictures and text



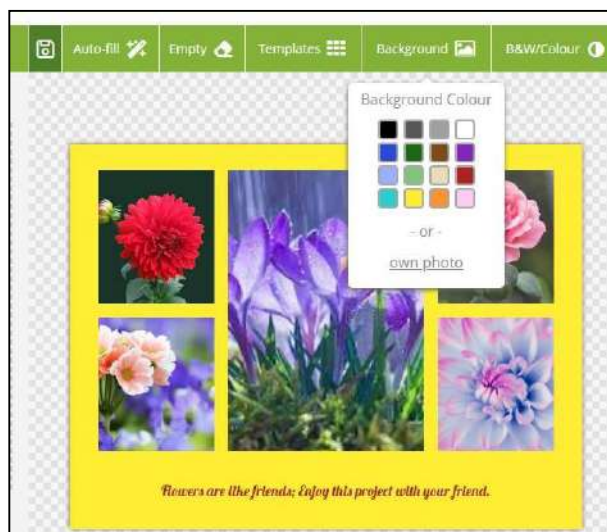
- IV. Add photo-> Go to folder with photos (select all at once and press open) OR SIMPLY DRAG AND DROP PHOTOS FROM FOLDER.



- V. All the images get added on the left side as well as in the photo collage. You can rearrange the photos by selecting the picture and moving it to the different section of the collage



- VI. Think of one awareness sentence to save the Tribes. Choose text colour, style etc.
- VII. Choose a background colour.



- VIII. Snip the final collage and save as image named ClsSce_Names_Santhal inside the folder given to you for photos.

Resources:-

<https://photo-collage.net>

<https://www.esamskriti.com/e/Culture/Indian-Art/About-SANTHAL-FOLK-Painting-1.aspx>

<https://cultureandheritage.org/>

Assessment Rubrics:-

Criteria	2.5	2	1
Appropriate use of Application	Output reflects the maximum use of suggested tools to get the desired output	Output reflects the use of some suggested tools to show desired output	hardly reflects any use of suggested tools to get the desired output
Art Integration	Expresses artistic idea with an appropriate amount of details	Expresses artistic idea with a limited amount of details	Lacks artistic idea and has few details.
Promoted Awareness	Content Strongly promotes awareness about the topic	Content somewhat promotes awareness about the topic	Content does not promote awareness about the topic
Collaboration	Consistently stays focused on Task. Effectively encourages and supports the efforts of the group as a whole	Focuses on the task, most of the time. Usually encourages and supports the efforts of the group as a whole	Rarely focuses on the Task or supports the efforts of the group as a whole.