

LAKSHMIPAT SINGHANIA ACADEMY

OPEN BOOK PROJECT

THEME: The Artist in Me (different art forms)

SESSION: 2022 – 2023

SEMESTER 1

CLASS - 2

Dear Children, through this project you will learn more about the different art forms

- Read the instructions carefully.
- You may refer to the internet for more information and take your parents' help to surf the net but you must do the project yourself.
- Use a pencil to complete your project. Use colours wherever necessary.
- Have an enjoyable time compiling your project work!

Dear Parents,


- Students may use worksheets / white paper / fabriano sheets, whatever is available at home for the projects. They can print as well.
- They need not copy the questions and the sketches given in the project.
- All projects to be done individually by each student.
- Hard copy of the project to be submitted in school to the respective teachers on the **Monday, 20th June 2022**.

LAKSHMIPAT SINGHANIA ACADEMY
ENGLISH OPEN BOOK PROJECT
SESSION 2022-2023
TOPIC- DIFFERENT ART FORMS

LEARNING OBJECTIVES:

Through this project, students will be able to:

- develop a sense of curiosity, observation skills, writing skills and reading skills
- apply critical thinking skills while completing the project
- learn various facts related to the various art forms of India
- identify the artists and tools used to complete their art form
- use appropriate doing words to define the nature of work done by each tool
- write a paragraph on their own based on given art form and give a suitable title to it
- use their creative skills to create wealth out of waste and give it an interesting name



An artist is a talented person who produces creative expressions known as art. Artists play an important role in culture by creating works of great value. Art captures the spirit of time and place.

A. Identify the artist by reading the given clue for each and write the common name. You may use the help box.

HELP BOX				
architect	painter	author	photographer	sculptor

1. I use colours to create beautiful pictures. _____
2. I carve and model stone, metal, ceramics and wood. _____
3. I can create buildings which remain frozen in time. _____
4. I capture a moment in time with a camera. _____
5. I use words to create stories. _____



B. Let us stick the picture of any one tool used by each artist and write one doing word or action verb related to each.

Sl no.	Artist	Picture of the tool used	Action verb
1	painter		
2	chef		
3	musician		
4	fashion designer		
5	film maker		

I am an author!

Literature is the art-form of language, and words are its tools. As a painter uses paint, as a musician uses musical instruments, as a sculptor uses stone and chisel, so a writer uses words.

C. Observe the Warli painting given below. Use expressive words to write a few lines about the story shown through it. Give a suitable title to your paragraph .

Hint: The picture tells you about an episode from a famous epic.



Title- _____

Art is Everywhere - Here, There and in Trash

D. Create an art of your own using trash around you. Click its picture and stick it in the box given below. Give it an interesting caption as shown in the examples.


Eg:



Bubble Trouble



Rooster Raga



Learning Outcomes

At the end of the project, students should be able to solve language exercises based on different art forms and weave a story by using their analytical skills. It should further help to observe the minute details of the given art form. They should also be able to make a wealth out of waste thus exhibiting their creativity. This project will help them appreciate different art forms and the artists involved.



LAKSHMIPAT SINGHANIA ACADEMY

HINDI OPEN BOOK PROJECT

SESSION:2022-2023

SEMESTER I

TOPIC- मेरे अंदर का कलाकार

उद्देश्य (Objectives)

- कल्पनाशीलता का विकास
- रचनात्मकता का विकास
- भाषा शैली का विकास
- व्यावहारिक ज्ञान का विकास
- पश्चिम बंगाल की कला एवं संस्कृति से परिचय तथा उसकी महत्ता का विकास
- भाषिक क्षमता और वैचारिक क्षमता का विकास

3) Date of submission:

परियोजना कार्य से संबंधित सभी जानकारी आपको नीचे दिए गए लिंक के द्वारा मिलेगी।

<https://www.youtube.com/watch?v=sxY8gtGoy0Y>



मेरे अंदर का कलाकार

प्यारे बच्चों, जैसा कि हम सभी जानते हैं कि हर इंसान के भीतर एक कलाकार छिपा रहता है। ज़रूरत है उसे बाहर निकालने की। कला के कई रूप होते हैं, जैसे- नृत्यकला, चित्रकला, गायनकला आदि। हमारा राज्य पश्चिम बंगाल भी कला का एक महत्वपूर्ण केंद्र है। आइए ऊपर दिए गए लिंक के माध्यम से हम अपने राज्य की महत्वपूर्ण कलाओं के बारे में जानें और अपना परियोजना कार्य पूर्ण करें।

1) नीचे दिए गए चित्रों को पहचान कर उनका नाम लिखें-



2. छाऊ नृत्य एक विशेष प्रकार के मुखौटे को पहन कर किया जाता है। नीचे छाऊ नृत्य में पहने जानेवाले एक मुखौटे का चित्र दिया गया है जिसमें आप अपनी इच्छानुसार रंग भरें व सजाएँ।



3) रिक्त स्थानों की पूर्ति उचित शब्दों से करें-

- i) टेराकोटा कलाकृति ----- के बर्तनों पर की जाती है।
- ii) ----- कला में पीतल के देवी देवताओं और आभूषणों का निर्माण होता है।
- iii) ----- नृत्य मालदा का प्रमुख नृत्य है।
- iv) पश्चिम बंगाल का नथुनी ग्राम ----- से बनी मूर्तियों के लिए प्रसिद्ध है।

4) ढाक पश्चिम बंगाल में दुर्गा पूजा में बजाया जाने वाला एक प्रमुख वाद्य यंत्र है, जो पश्चिम बंगाल की पहचान है। दिए गए लिंक की मदद से एक ढाक बनाएँ और उसे अपने हाथ में लेकर अपनी तस्वीर नीचे दिए गए स्थान पर लगाएँ तथा आपको कौन सी कला प्रिय है उसका नाम दिए गए स्थान में लिखें।

<https://www.youtube.com/watch?v=NVdPuWWQh5g>

.....

LEARNING OUTCOMES:

इस परियोजना कार्य को करने के पश्चात् बच्चे पश्चिम बंगाल की कला एवं संस्कृति से परिचित होंगे। वे वहाँ के प्रमुख नृत्यकला, चित्रकला, मूर्ति निर्माण कला आदि के बारे में जानेंगे तथा उनमें भाषिक क्षमता और वैचारिक क्षमता का भी विकास होगा।

Name: _____ Class: 2 / Sec: ____ /ROLL NO. ____ /BENGALI /2022-2023

LAKSHMIPAT SINGHANIA ACADEMY

BENGALI OPEN BOOK PROJECT

SESSION:2022-2023

SEMESTER I

TOPIC- আমার শিল্পী সত্ত্বা

উদ্দেশ্য (Objectives)

- ❖ কল্পনার বিকাশ
- ❖ সৃজনশীলতা বিকাশ
- ❖ ভাষাশৈলীর বিকাশ
- ❖ ব্যবহারিক জ্ঞানের বিকাশ
- ❖ পশ্চিমবঙ্গের শিল্প ও সংস্কৃতির সাথে পরিচিতি
- ❖ ভাষাগত ক্ষমতা এবং ধারণাগত ক্ষমতার বিকাশ

আমরা সবাই জানি প্রতিটি মানুষের ভিতরে লুকিয়ে আছে একজন শিল্পী। তাকে বের করতে হবে। শিল্পের অনেক রূপ রয়েছে, যেমন নৃত্যকলা, চিত্রকলা, গান ইত্যাদি। আমাদের রাজ্য পশ্চিমবঙ্গও শিল্পের একটি গুরুত্বপূর্ণ কেন্দ্র।

প্রথমেই বলতে হয় টেরাকোটা শিল্পকর্মের কথা। যা তৈরি হয় মাটি পুড়িয়ে। এই মাটি পুড়িয়ে তৈরি হয় নানারকম গয়না, বাসনপত্র, গৃহসজ্জার সামগ্রী। প্রথমে কাদামাটি দিয়ে তৈরি করে

তারপর সেটি পুড়িয়ে বিভিন্ন রকমের রঙের সাহায্যে তৈরি হয় টেরাকোটার জিনিসপত্র।

এরপর আরেকটি উল্লেখযোগ্য শিল্পকর্ম হলো ডোকরা। যা তৈরি হয় পিতল ধাতু দিয়ে। ডোকরার তৈরি বহু জিনিসপত্র আমরা দেখতে পাই যেমন গয়না, গৃহসজ্জা আবার বাসনপত্র।

পশ্চিমবঙ্গের নাথুনি গ্রাম কাঠের তৈরি ভাস্কর্যের জন্য বিখ্যাত। কাঠ দিয়ে তৈরি পেঁচা, পুতুল ও নানারকম গৃহসজ্জা সারা পৃথিবীতে সমাদৃত।

বাটিক একটি প্রাচীন শিল্প যা কাপড়ে একটি চাক্ষুষ যাদু তৈরি করতে মোম এবং রঙের ব্যবহার করা হয়। এটি বিশ্বাস করা হয় যে শব্দটি 'অম্বটিক' শব্দ থেকে একটি উদ্ভূত যা আক্ষরিক অর্থে অনুবাদ করা হয় ছোট বিন্দু সহ কাপড়ের টুকরো বা মোম দিয়ে লেখা বা ভাঙা লাইনে আঁকা। এটি সারা বিশ্বে প্রশংসিত একটি শিল্প।

পশ্চিমবঙ্গের আরেকটি উল্লেখযোগ্য শিল্প হলো নৃত্যশিল্প। বাঙলার একটি ঐতিহ্যপূর্ণ নাচ হলো বাউল নাচ। বিশেষ ধরনের পোশাক পরে হাতে একতারা নিয়ে গানের সাহায্যে এই নাচ করা হয়।

পুরুলিয়ার ছৌ নাচ তার মুখোশের জন্য বিখ্যাত। সাধারণত কোনো পৌরাণিক কাহিনী নিয়ে পুরুষরা এই নৃত্য পরিবেশন করে।

পশ্চিমবঙ্গের মালদা জেলার প্রধান নৃত্য হলো আলকাপ।

Name: _____ Class: 2 / Sec: ____ /ROLL NO. ____ /BENGALI /2022-2023

1) নীচে একটি মুখোশের ছবি দেওয়া হলো। যা পরে নাচ করা হয়। তোমাদের পছন্দ মতো রঙ দিয়ে সেটি সাজিয়ে তোলা :



2) নীচে দেওয়া ছবিগুলি চিহ্নিত করো ও নাম লেখো :









3) উপযুক্ত শব্দ দিয়ে শূন্যস্থান পূরণ করো -

- i) পোড়ামাটির শিল্পকর্ম ----- দিয়ে তৈরি হয়।
- ii) ----- শিল্পে পিতল দিয়ে নানারকম সামগ্রী তৈরি করা হয়।
- iii) ----- নৃত্য হল মালদার প্রধান নৃত্য।
- iv) পশ্চিমবঙ্গের নাথুনী গ্রাম ----- দিয়ে তৈরি ভাস্কর্যের জন্য বিখ্যাত।

4) ঢাক হল পশ্চিমবঙ্গের দুর্গাপূজায় বাজানো একটি প্রধান বাদ্যযন্ত্র, যা পশ্চিমবঙ্গের পরিচয়। প্রদত্ত লিঙ্কের সাহায্যে একটি ঢাক তৈরি করো এবং এটি তোমার হাতে নিয়ে ছবি তুলে নীচের জায়গায় তোমার ছবি লাগাও।

<https://www.youtube.com/watch?v=NVdPuWWQh5g>

Name: _____ Class: 2 / Sec: _____/ROLL NO. _____/BENGALI /2022-2023

LEARNING OUTCOME:

প্রজেক্টের শেষে শিক্ষার্থীরা পশ্চিমবঙ্গের শিল্প ও সংস্কৃতি সম্পর্কে জানবে। এর সাথে সাথে এই শিল্প ও সংস্কৃতিকে বাঁচিয়ে রাখার জন্য মানুষকে সচেতন করতে সক্ষম হবে।

Hello friends! Did you know World Art Day is celebrated on 15 April, World Dance Day is celebrated on 29 April, World Music Day is celebrated on 21 June and World Photography Day is celebrated on 19 August.

1. Keeping the above mentioned days in mind you have decided to organize a party at home during the summer break. The guest list and things required for the party are as follows. Solve the given clues to find the answers.

SN	Clues	Answer
a.	10 more than 10 friends will be invited.	
b.	10 less than 60 paper plates will be ordered.	
c.	100 less than 128 balloons will be used for pyramid decoration.	

2. The party will be held on the 3rd Saturday of May. Colour the box yellow in the calendar given below. Write its number name. _____

MAY 2022						
SUN	MON	TUE	WED	THU	FRI	SAT
1	2	3	4	5	6	7
8	9	10	11	12	13	14
15	16	17	18	19	20	21
22	23	24	25	26	27	28
29	30	31				

Name _____ Class: II Sec _____ Mathematics 2022-2023

3. You are planning to decorate your home by making a rangoli using paper cutouts of different shapes. Look at the rangoli which you will make and complete the following table.



SN	Sum	Answer
a.	Write the total number of circles that will be used.	
b.	Find the difference between the number of triangles and circles.	
c.	How many squares will you use?	
d.	Form the smallest 3 digit number from the above answers.	

4. _____ balloons will be used for decoration. (Refer to answer 1 c)
 Now design a balloon pyramid in the space given below. The number of balloons at the bottom is equal to the number of days in a week. First create the balloon pyramid and then colour according to the given colour code.







Balloon Pyramid
<p>Red balloons=double of 5</p> <p>Yellow balloons=double of 3</p> <p>Green balloons=double of 2</p> <p>Blue balloons=left over balloons</p>

5. Music being a very important part of the day, different musical instruments will be played at the party. Identify them by using words from the help box given below and then write their shapes.

Help Box:

cymbals	triangle	harmonium	alghoza
---------	----------	-----------	---------

SN	Name of the musical instrument	Shape
a.	 <p>_____</p> <p>It looks like two cylindrical flutes combined and is played by using three fingers on each side.</p>	_____
b.	 <p>_____</p> <p>It is made of wood, metal, brass and cloth. It is a kind of a portable, cuboidal wooden box and was originated in West Bengal.</p>	_____
c.	 <p>_____</p> <p>Often used in pairs, they consist of thin, normally round plates of various metals.</p>	_____
d.	 <p>_____</p> <p>It is a bar of metal, usually steel bent into a triangle shape. The instrument is usually held by a loop of some form of thread or wire at the top curve.</p>	_____

6. Dance competition will be held at the party. It will be performed in pairs. Draw stick figures to show the total number of participants for the same. (Total number of participants = Clue: Refer to answer 1a)



_____ sets of 2 = _____ participants

7. You will teach your friends how to make origami camera which clicks pictures by following the given link: <https://youtu.be/DMeZlqp1vaQ>. Click a picture of yourself holding that origami camera and paste it in the space provided below.

Insert suitable sign (+ or -) and solve the story sum.

Let us assume that the camera has 64 GB memory card. 38 GB is already used. How much space is unused?

	T	O
	6	4
○	3	8

Name_____Class: II Sec_____Mathematics 2022-2023

Learning Outcome:

Through this project, students should be able to solve brain teasers, read the calendar, show their artistic skills by using different types of lines and revise the concepts of shapes, set building and story sum while learning about the different art forms.

LAKSHMIPAT SINGHANIA ACADEMY
E.V.S OPEN BOOK PROJECT
SESSION: 2022-2023
SEMESTER I

Topic – The Artist in Me (Different art forms)

LEARNING OBJECTIVES:

Through this project, students will be able to:

- develop a sense of curiosity, observation skills, writing skills and reading skills
- apply critical thinking skills while completing the project
- learn various facts related to the different art form of India
- identify the location of different states in India and learn the name of its capital city
- learn about different types of art form followed in various states.
- identify the names of dance form of different states, folk songs and the instrument used in different states of India.



Many different art forms have been practiced in India and some of them have survived through time. Being culturally diverse and distinct, India has a variety of art forms practiced in different parts of the country. Some have evolved over time, adapting to new materials and paint colours, while others have been untouched by modernisation.

Each form of art is unique in its own way and greatly admirable. Here is a list of few Indian art forms in practice.


1. Madhubani Painting
2. Warli Painting
3. Kalamkari Painting
4. Patachitra Painting
5. Kalighat Painting

A. Read the hints and then find out the names of the states to which these art forms belong:

1. Its capital city is Patna and this state is famous for its delicious litti. **Madhubani painting** is famous in this state.



2. This state is famous for the ancient cave paintings found at Ajanta and Ellora. Its capital city is Mumbai. **Warli painting** is famous in this state.



3. The city of Vizag is considered one of the most beautiful cities in this state. It also has the famous Tirupati Temple. **Kalamkari painting** is famous in this state.



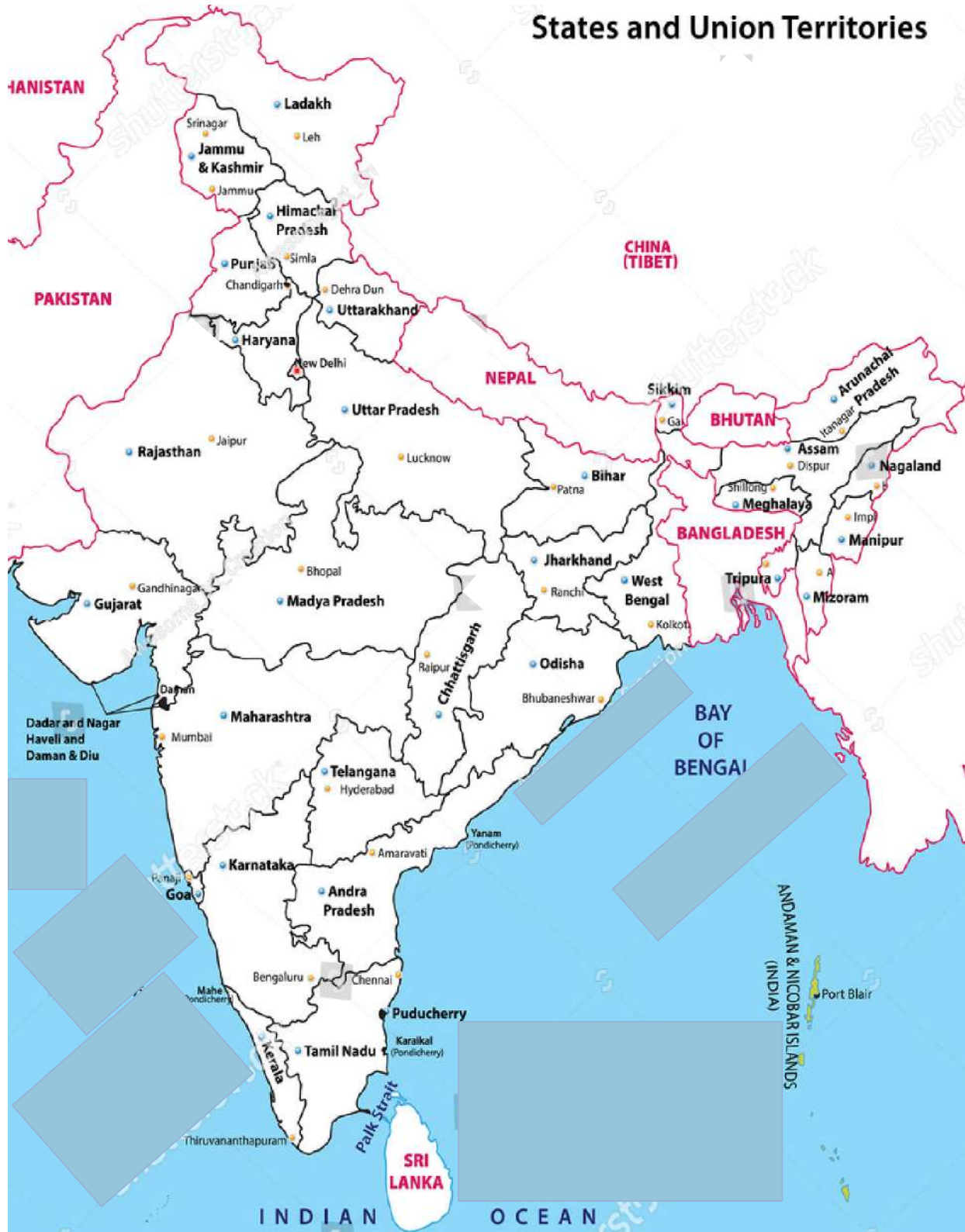
4. It is our neighbouring state. Puri Beach Festival and the Jagannath Rath Yatra attracts tons of tourists in this state. **Patachitra painting** is famous in this state.



5. This state is famous for its hill station Darjeeling. Famous cricketer Sourav Ganguly is from this state. **Kalighat painting** is famous in this state.



B. After finding out the names of the states. Colour the above 5 states in different colours:



C. Identify these dance forms and then cut and paste them in the correct box.

Bharatanatyam is a major Hindu form of Indian classical dance that originated in **Tamil Nadu**.

The **Manipuri Dance**, also referred to as the Manipuri Raas Leela, is one of the major Indian classical dance forms, originating in the state of **Manipur**.





Kathak, one of the main forms of classical dance-drama of India. It is the principal dance of northern India, and is widely practised in **Uttar Pradesh**.

Bhangra is generally performed during the Vaisakhi festival that celebrates the harvest. This dance form is originally from **Punjab**.



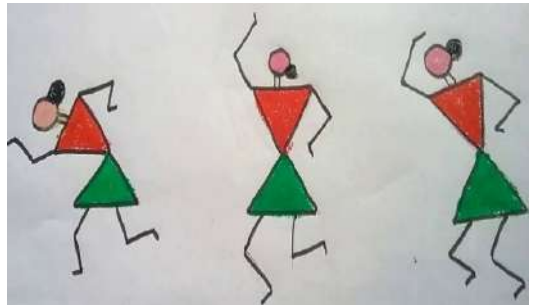
India is a geographically and traditionally diverse country. Folk music is primarily based on diverse themes and rhythm. They are also set on beats so they can be dance-oriented. There are different types of folk music associated with a specific state.

D. Match the column to find out the instrument used in different type of music.

	<u>Folk Music and their states</u>		<u>Instruments used</u>
1.	Baul (West Bengal)		dhol 
2.	Maand (Rajasthan)		ektara 
3.	Chakri (Kashmir)		harmonium 
4.	Lavani (Maharashtra)		kamayacha 

E. Make a Warli painting in the space provided with the following instructions.

- To make a simple warli stick figure, start with making 'X' shape and join the edges on both ends.
- Add a small line to make the neck and make a circle for the head.
- Finally, add sticks for hands and legs.
- Fill the figurine with colours. You can take the help of the image provided.



LEARNING OUTCOME

At the end of the project, students should be able to identify and locate different states of India, list a few famous visual and performing art forms of our country as well as develop a sense of curiosity, observation skills, writing skills and reading skills. Apply critical thinking skills while learning various facts related to the different art form of India.