

**LAKSHMIPAT SINGHANIA ACADEMY**

**OPEN BOOK PROJECT**

**SESSION: 2025 – 2026**

**SEMESTER - I**

**CLASS – PS I**

**THEME – LOVE THE EARTH**

**Dear children, through this project you will learn more about the theme mentioned above.**

- Read the project instructions carefully.
- You may refer to the internet for more information and take your parents help to surf the net but you must do the project yourself.
- Use a pencil to complete your project.
- Have an enjoyable time compiling your Project work!

**Dear Parents,**

- 1) Open Book Projects for Semester 1 will be conducted during the summer vacation.
- 2) All projects to be submitted to the respective subject teacher by 7<sup>th</sup> July 2025.
- 3) You may or may not take printouts. Children may use A4 size sheet of chart papers / paper or sheets from scrap book / drawing book, whatever is available at home.
- 4) Children need not copy the questions and the sketches given in the project.

NAME: \_\_\_\_\_ CLASS: PSI\_\_\_ ROLL NO \_\_\_ DATE: \_\_\_\_\_ ENGLISH

LAKSHMIPAT SINGHANIA ACADEMY

ENGLISH OPEN BOOK PROJECT

THEME: Love the Earth

SESSION: 2025 -2026

**SEMESTER-1**

**LEARNING OBJECTIVES:**

**Through this project, students will be able to:**

- develop sensitivity and understand the need to protect our Earth
- enrich their vocabulary by learning new words related to the project
- expand experiential learning while cleaning up the school playground
- enhance fine motor skills, hand-eye coordination, and pre-writing skills through tracing activity
- develop their aesthetic sense and spatial knowledge while making flowers using paper mosaic technique.
- analyze the problem and apply critical thinking skills while completing the project
- <https://youtu.be/ShsMiSOpoZc?feature=shared>

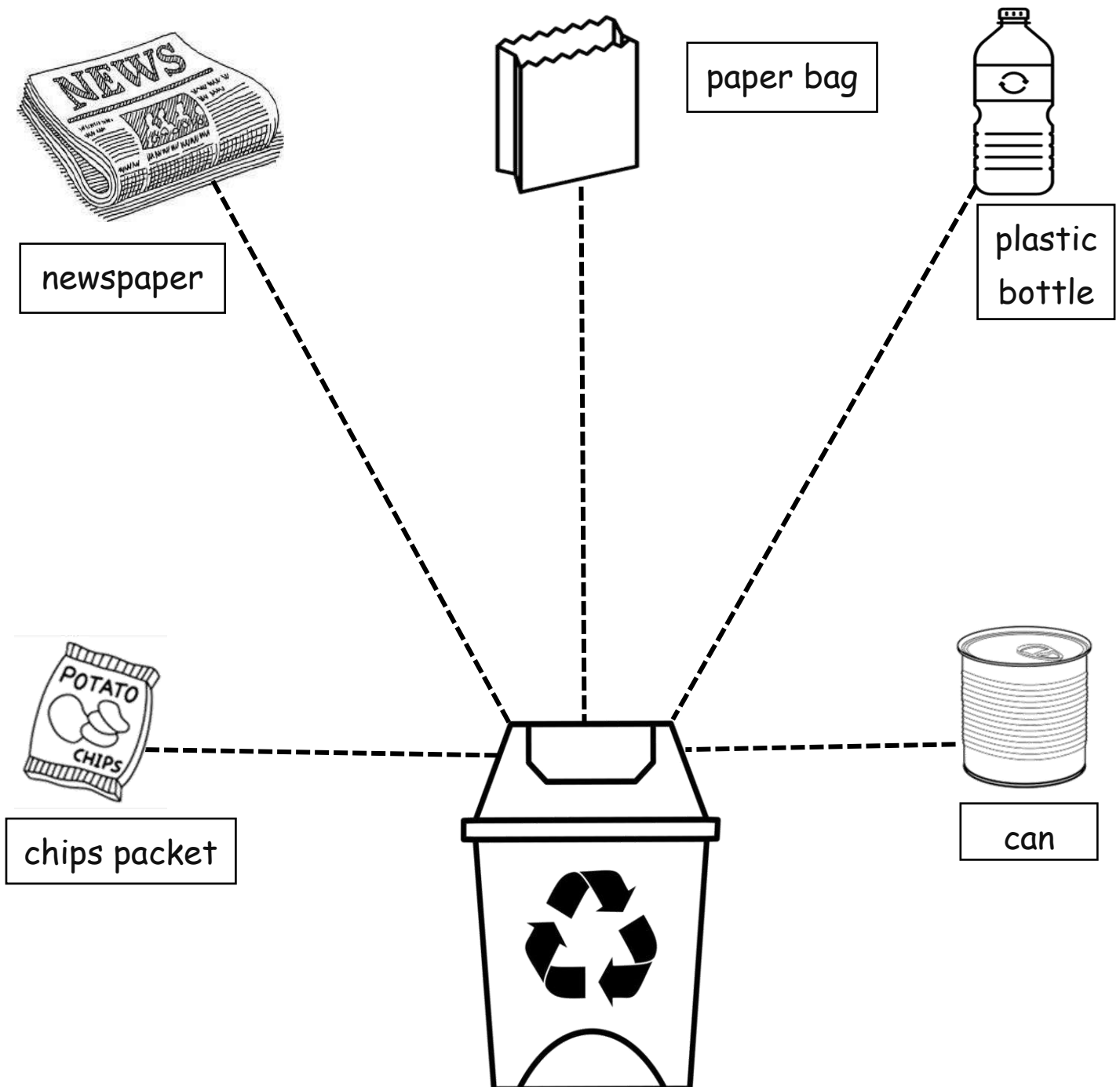


NAME: \_\_\_\_\_ CLASS: PSI\_\_\_ ROLL NO \_\_\_ DATE: \_\_\_\_\_ ENGLISH

**"Nature is our greatest treasure. Let's cherish and protect it!"**

1. Cleaning up the school playground is an excellent way for us to build a sense of ownership and responsibility for our school community while we take care of our planet Earth. As we clean, we must sort items that can be recycled.

**Let us put only the recyclable items in the trash bin by tracing the lines.**


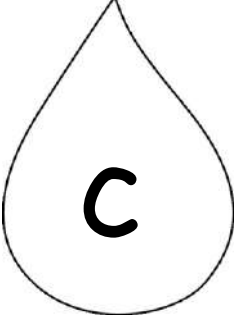
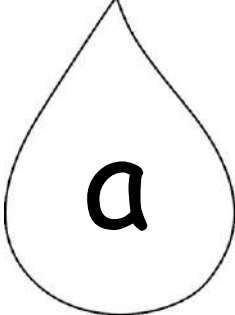
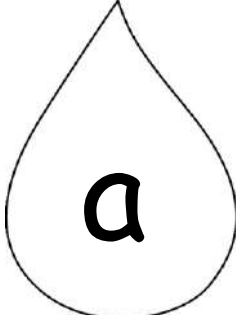

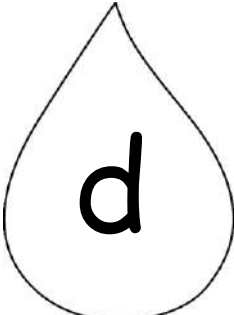
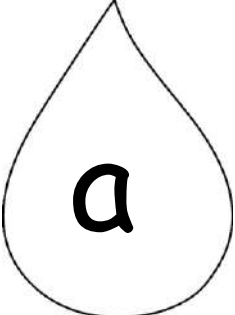
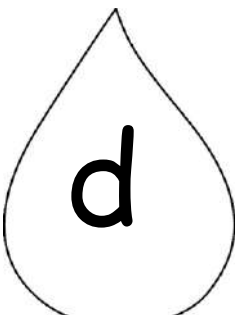

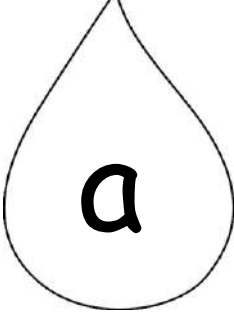
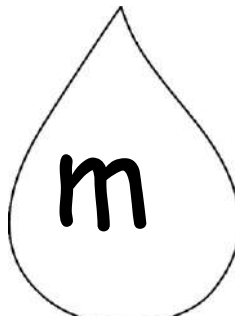



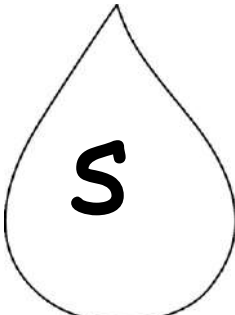
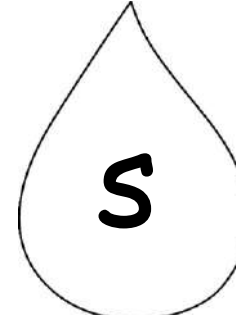


NAME: \_\_\_\_\_ CLASS: PSI\_\_\_ ROLL NO \_\_\_ DATE: \_\_\_\_\_ ENGLISH

Water is important for life on Earth. Therefore, through rainwater harvesting we can ensure that we have enough for our daily needs and for the future. Now watch a video on the same.

<https://youtu.be/ShsMiSOpoZc?feature=shared>



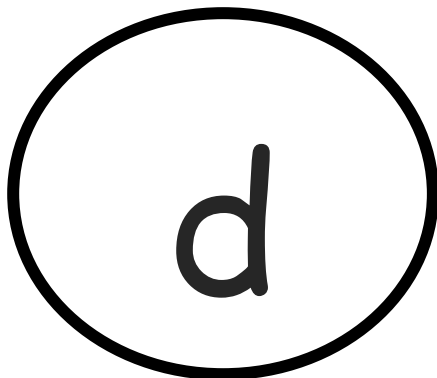


2. Let us collect the rain drops by colouring the sound corresponding to the letters given in the bucket.

NAME: \_\_\_\_\_ CLASS: PSI\_\_\_ ROLL NO \_\_\_ DATE: \_\_\_\_\_ ENGLISH

**"Love the Earth, and it will love you back."**



3. Paste pictures of things that make Earth beautiful beginning with the given sound.



NAME: \_\_\_\_\_ CLASS: PSI\_\_\_ ROLL NO \_\_\_ DATE: \_\_\_\_\_ ENGLISH

**Flowers add to the Earth's beauty through their vibrant colours, intricate shapes and delightful fragrances. It is indeed a gift of nature.**

4. Let us make our planet, Earth bloom with vibrant colours using the technique of chip paper mosaic.



Earth Day is celebrated annually on **April 22** every year to raise awareness about environmental issues and promote actions to protect the planet.

NAME: \_\_\_\_\_ CLASS: PSI\_\_\_ ROLL NO \_\_\_ DATE: \_\_\_\_\_ ENGLISH

At the end of the project, the students should be aware of our planet, Earth. They should be aware of the different phonic sounds as well while associating pictures corresponding to phonic sounds related to the topic. They should be able to enhance their fine motor skills, hand-eye coordination and pre-writing skills through the tracing activity. They should have enhanced vocabulary, creative and critical thinking skills while completing the project. They must also be able to develop their aesthetic sense and spatial knowledge while doing the chip paper mosaic.

### PS-I English Project Evaluation Rubric

	<b>E</b>	<b>M</b>	<b>D</b>	<b>R</b>
<b>Phonemic awareness and Writing skills</b>	Can identify the phonic sounds and draw patterns accurately within the given space exhibiting fine motor skills.	Can identify the phonic sounds and draw patterns on the given lines with minimal errors.	Can identify few phonic sounds and draw patterns accurately within the given space but needs to improve fine motor skills.	Unable to identify the phonic sounds and draw patterns The work lacks neatness and fine motor skills need Improvement.
<b>Logical and critical thinking skills</b>	Can solve all the activities based on phonic sounds with ease.	Can solve the activities based on phonic sounds with minimal errors.	Can solve few activities based on phonic sounds.	Unable to solve the activities based on phonic sounds.
<b>Creativity and presentation of work</b>	The presentation of the work is remarkable and creative.	The work is creative but needs to be more presentable.	The work needs to be more creative and presentable.	The work lacks creativity.

NAME: \_\_\_\_\_ CLASS: PSI\_\_\_ ROLL NO \_\_\_ DATE: \_\_\_\_\_ MATH

LAKSHMIPAT SINGHANIA ACADEMY  
MATHEMATICS OPEN BOOK PROJECT

THEME: Love the Earth

SESSION: 2025-2026

SEMESTER 1

**LEARNING OBJECTIVES:**

**Through this project, students will be able to:**


- develop sensitivity and understand the need to protect our Earth
- enhance their vocabulary by learning new words related to the project
- apply their logical skills while completing the pattern sequence
- develop their observational skills while spotting differences in the picture
- develop their aesthetic sense and spatial knowledge while designing happy Earth craft using cutouts of shapes
- develop a sense of curiosity, logical skills and mathematical thinking
- analyze the problem and apply critical thinking skills while completing the project



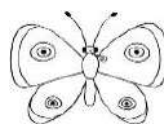

NAME: \_\_\_\_\_ CLASS: PSI\_\_\_ ROLL NO \_\_\_ DATE: \_\_\_\_\_ MATH

Our Earth is a beautiful and precious planet that is home to us. It is important to take care of our Earth so it stays beautiful and safe for everyone. We need to keep it clean, use less water and make sure we do not waste the good things it gives us.

**A. Let us count and colour the boxes accordingly to complete the graph.**



4				
3				
2				
1				



NAME: \_\_\_\_\_ CLASS: PSI\_\_\_ ROLL NO \_\_\_ DATE: \_\_\_\_\_ MATH

Reduce means to minimise the amount of waste we create. Reuse refers to using items more than once. Recycle means putting a product to a new use instead of throwing it away. Refer to the link given to learn more about recycling.

<https://www.youtube.com/watch?v=LIP-EN7Ygro>



**B. Colour the picture that comes next to complete the pattern**



NAME: \_\_\_\_\_ CLASS: PSI\_\_\_ ROLL NO \_\_\_ DATE: \_\_\_\_\_ MATH

Planting trees is important because they clean the air we breathe and help protect the earth from pollution. They provide us with fresh air, food and shade.

**C. Let us spot five differences in the picture by marking the difference with green colour.**



NAME: \_\_\_\_\_ CLASS: PSI\_\_\_ ROLL NO \_\_\_ DATE: \_\_\_\_\_ MATH

“Earth’s beauty is our duty.”

**D. Now let us create an happy Earth craft with shapes like circle and triangle and paste it in the space given below. Picture has been provided for reference**



NAME: \_\_\_\_\_ CLASS: PSI\_\_\_ ROLL NO \_\_\_\_ DATE: \_\_\_\_\_ MATH

### LEARNING OUTCOMES:

At the end of the project, students should be able to do different activities, know a few facts on developing sensitivity and understand the need to save and love our planet Earth. They should also be able to develop a sense of curiosity, logical skills and mathematical thinking.

### MATHEMATICS PROJECT EVALUATION RUBRIC:

Criteria	E	M	D	R
<b>Content, accuracy and relevance</b>	Exhibits exceptional understanding of the topic taught.	Understanding of the topic is very evident.	Understanding of the topic is partially clear.	Understanding of the topic is unclear.
<b>Logical skill, observational skills, spatial skills and art integration</b>	Exhibits exceptional logical and spatial skills.	Shows mastery over spatial and logical reasoning. The work is exceptionally creative and well integrated with art.	Shows command over spatial and logical reasoning. The work shows little creativity and integration with art.	Shows little bit awareness about spatial and logical reasoning. The work lacks creativity and integration with art.
<b>Overall presentation and neatness of work</b>	Exhibits exceptional presentation and neatness of work.	Completes the work with precision and accuracy thus exhibiting fine motor skills and aesthetic sense.	Completes the work neatly but needs to improve fine motor skills and aesthetic sense.	Work lacks neatness, precision and accuracy.

NAME: \_\_\_\_\_ CLASS: PSI \_\_\_\_ ROLL NO \_\_\_\_ DATE: \_\_\_\_\_ EVS

## LAKSHMIPAT SINGHANIA ACADEMY

### EVS OPEN BOOK PROJECT

THEME: Love the Earth

SESSION: 2025-2026

SEMESTER 1

#### LEARNING OBJECTIVES:

Through this project, students will be able to:





































- enhance their vocabulary by learning new words
- develop awareness about their planet Earth
- express appreciation for the Earth through activities, art and songs
- recognize and name elements of nature such as trees, flowers, animals, and the sky
- show empathy toward nature and living things by treating plants and animals gently
- identify food scraps and natural materials that can go into a compost bin
- differentiate between 'trash' and 'compost' items using pictures
- learn about positive ways to save Earth
- cultivate curiosity, observational skills and logical thinking skills
- apply critical thinking skills while completing the project



NAME: \_\_\_\_\_ CLASS: PSI \_\_\_\_ ROLL NO \_\_\_\_ DATE: \_\_\_\_\_ EVS

Earth and nature are connected. The Earth is our home planet, and nature refers to the natural world that surrounds us. Efforts to conserve and protect the nature can help save the Earth.

**A. Go on a nature walk. Look for the following items on the list. If you find them, colour the happy face and the picture.**


<p>sun</p>   	<p>tree</p>   	<p>bin</p>   
<p>recycle symbol</p>   	<p>bird</p>   	<p>flower</p>   
<p>squirrel</p>   	<p>cloud</p>   	<p>puddle</p>   
<p>worm</p>   	<p>mushroom</p>   	<p>web</p>   

NAME: \_\_\_\_\_ CLASS: PSI \_\_\_\_ ROLL NO \_\_\_\_ DATE: \_\_\_\_\_ EVS


**B. Cut and paste the pictures in the correct column. Refer to the link given to learn more about saving Earth.**

<https://www.youtube.com/watch?v=efyQz6KzZvU>


**Good for  
the Earth**



**Bad for  
the Earth**



NAME: \_\_\_\_\_ CLASS: PSI \_\_\_\_ ROLL NO \_\_\_\_ DATE: \_\_\_\_\_ EVS



NAME: \_\_\_\_\_ CLASS: PSI \_\_\_\_ ROLL NO \_\_\_\_ DATE: \_\_\_\_\_ EVS

- C. <https://www.youtube.com/watch?v=oHQZr2S8XBA&t=146s>  
<https://www.youtube.com/watch?v=Rog4dILPuV0&t=1s>

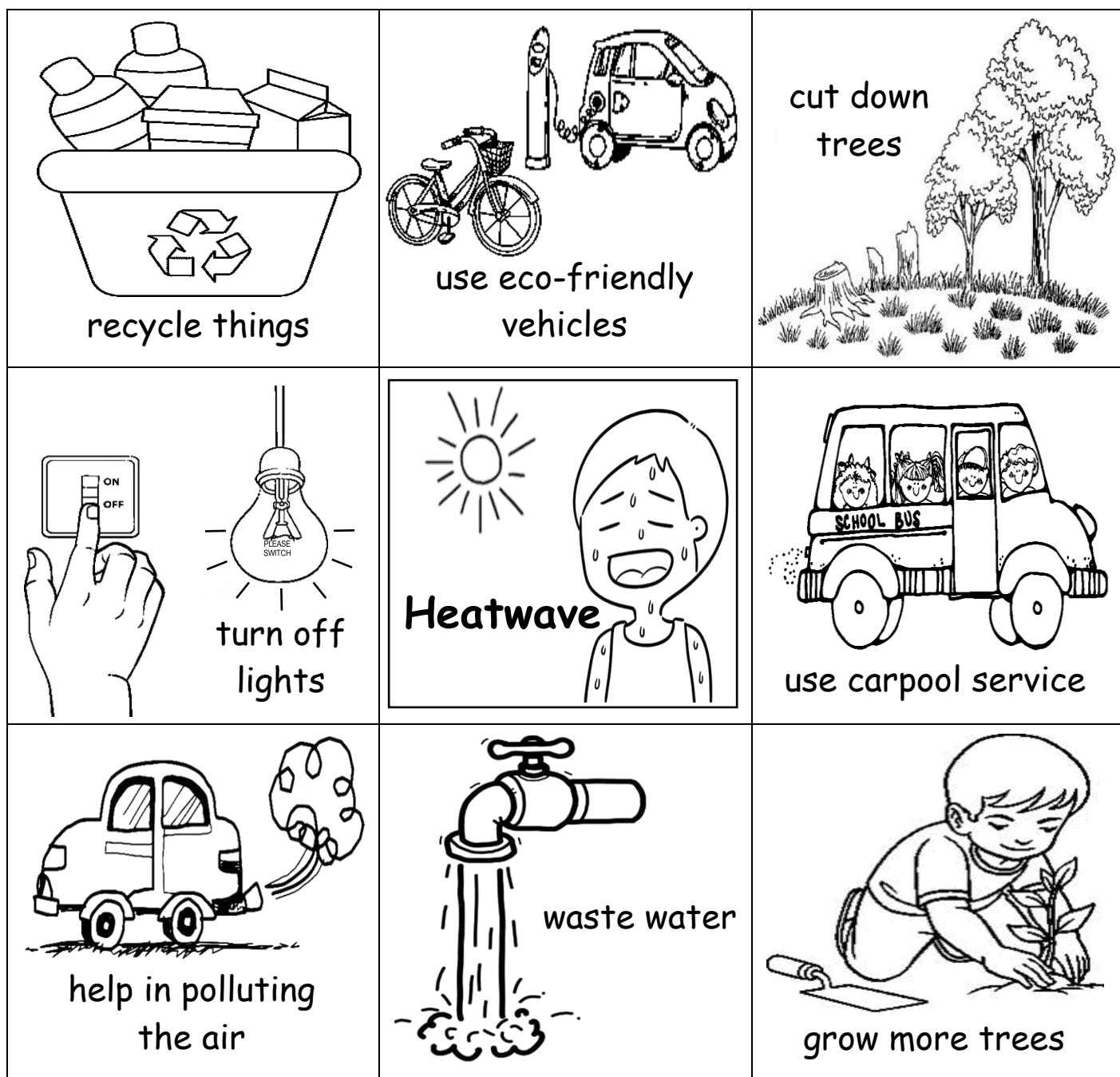
Watch the videos using the links given and choose the activity you loved the most. Get yourself clicked while doing the activity. Now paste the same in the space provided.



NAME: \_\_\_\_\_ CLASS: PSI \_\_\_\_ ROLL NO \_\_\_\_ DATE: \_\_\_\_\_ EVS

Our city, Kolkata has been experiencing heatwave like conditions. A heatwave means the weather is extremely hot. It's like when the sun is shining really strong and the air feels too warm, almost like standing too close to a heater. This heat can make everyone feel sweaty, thirsty, and tired, and it's important to stay hydrated.

**D. Colour the pictures that will help us to reduce heatwave in future.**



NAME: \_\_\_\_\_ CLASS: PSI \_\_\_\_ ROLL NO \_\_\_\_ DATE: \_\_\_\_\_ EVS

Compost is like a special kind of dirt, made from things that used to be trash, like old fruit peels, leftover veggies, and fallen leaves. Refer to the link given to learn more about compost.

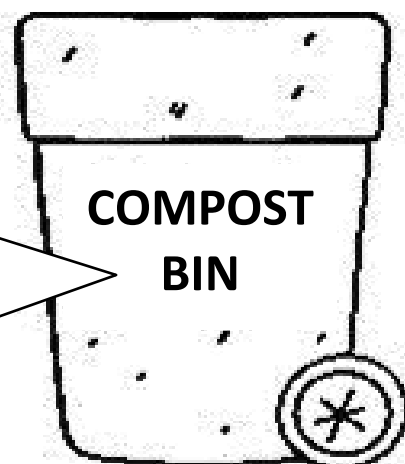
<https://www.youtube.com/watch?v=8PElbErayZg>

**E. Colour the pictures that belong to your compost bin and draw lines to connect them to the bin.**



What does a compost bin do?

A compost bin is like a magic box. When we put old food like banana peels and leaves inside, it turns them into dirt. That special dirt helps flowers, trees and veggies grow big and strong. It also keeps the Earth happy and clean. So instead of throwing food in the trash, we feed the compost bin.



NAME: \_\_\_\_\_ CLASS: PSI \_\_\_\_ ROLL NO \_\_\_\_ DATE: \_\_\_\_\_ EVS

### LEARNING OUTCOMES:

At the end of this project, the students will be aware of their home planet, Earth. They will understand the importance of saving their home planet, Earth. Demonstrate basic care for the environment by participating in simple actions like watering plants, picking up litter, or turning off lights. Recognize and name elements of nature such as trees, flowers, animals, and the sky. Express appreciation for the Earth through activities, art and songs. Begin to understand the concept of recycling and reusing. Show empathy toward nature and living things by treating plants and animals gently.

Identify food scraps and natural materials (like banana peels, leaves) that can go into a compost bin. Differentiate between 'trash' and 'compost' items using pictures. They will develop a sense of curiosity and observation skills. They will apply critical thinking skills while completing the project.

### EVS PROJECT EVALUATION RUBRIC:

	Criteria	Exceeding Standard (E)	Meeting Standard (M)	Developing Standard (D)	Ready to Go (R)
a)	<b>Content, Understanding and Relevance</b>	Understanding of the topic is exceptional, demonstrating knowledge and insight.	Understanding of the topic is clear and accurate, demonstrating a good grasp of the subject matter.	Understanding of the topic is partially clear, demonstrating some knowledge.	Understanding of the topic is limited, demonstrating little knowledge of the subject matter.
b)	<b>Application of knowledge and demonstration of creativity</b>	Is able to identify the things that will save the Earth and completes the work with precision. Skillfully infused the activity and colouring with imaginative elements.	Is able to identify the things that will save the Earth and completes the work with care. Shows creativity in doing the activity and colouring.	Is able to identify a few things that will save the Earth but lacks creativity in activity and colouring.	Is unable to identify the things that will save the Earth showing a lack of understanding. The activity and colouring is unrelated.
c)	<b>Identification of things or actions those are good for Earth</b>	Is able to identify the things and actions good for our Earth.	Is able to identify the things and actions good for our Earth but needs to work towards perfection.	Identification of the things and actions good for our Earth is partially accurate.	Work lacks neatness, precision and accuracy.
d)	<b>Experiential learning, observation, research and critical thinking</b>	Displays excellent understanding for the activity chosen to show love for the Earth.	Displays good understanding for the activity chosen to show love for the Earth.	Displays fair understanding for the activity chosen to show love for the Earth but needs to work with accuracy.	Requires more effort and practice.
e)	<b>Accuracy of response</b>	The answers are accurate showing clear understanding of the theme.	The responses are mostly accurate showing clear understanding of the theme.	The responses are partially accurate.	The responses are unclear.