

LAKSHMIPAT SINGHANIA ACADEMY

OPEN BOOK PROJECT

SESSION: 2025 – 2026

SEMESTER - I

CLASS – CLASS I

THEME – HERITAGE OF INDIA

Dear children, through this project you will learn more about the theme mentioned above.

- Read the project instructions carefully.
- You may refer to the internet for more information and take your parents help to surf the net but you must do the project yourself.
- Use a pencil to complete your project.
- Have an enjoyable time compiling your Project work!

Dear Parents,

- 1) Open Book Projects for Semester 1 will be conducted during the summer vacation.
- 2) All projects to be submitted to the respective subject teacher by 7th July 2025.
- 3) You may or may not take printouts. Children may use A4 size sheet of chart papers / paper or sheets from scrap book / drawing book, whatever is available at home.
- 4) Children need not copy the questions and the sketches given in the project.

LAKSHMIPAT SINGHANIA ACADEMY

ENGLISH OPEN BOOK PROJECT

SESSION: 2025-2026

CLASS : I

SEMESTER I

Topic – Heritage of India

LEARNING OBJECTIVES:

Through this project, students will be able to:

- learn more about their country's heritage and appreciate its value
- identify the various heritage sites through the given pictures and arrange the names of the heritage sites in alphabetical order
- identify common nouns and proper nouns
- stick pictures of the sites with the help of the given clues and label them appropriately
- enhance their creative thinking by designing the itinerary
- write a grammatically correct passage while being able to comprehend the video in the link provided



LAKSHMIPAT SINGHANIA ACADEMY


Name_____ Class I-_____ Roll _____ Date_____

ENGLISH

HERITAGE OF INDIA

India has a rich cultural and natural heritage. Heritage is what we inherit or get from our ancestors and from our past. India boasts numerous UNESCO World Heritage sites, like the Taj Mahal in Agra, the Red Fort in Delhi, and the Ajanta and Ellora Caves in Maharashtra. These sites offer glimpses into India's past, with stories of kings, queens, and empires.

UNESCO stands for the United Nations Educational, Scientific and Cultural Organization. It is a group that helps people learn, share their cultures, and make science discoveries that can help everyone. They also work to protect special places and things that are important to our history and culture, like the World Heritage sites.

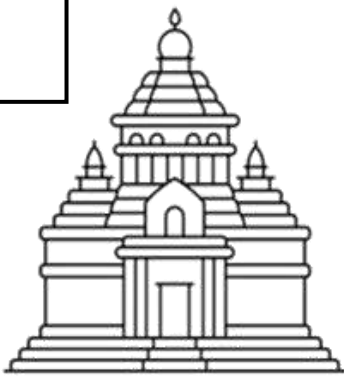


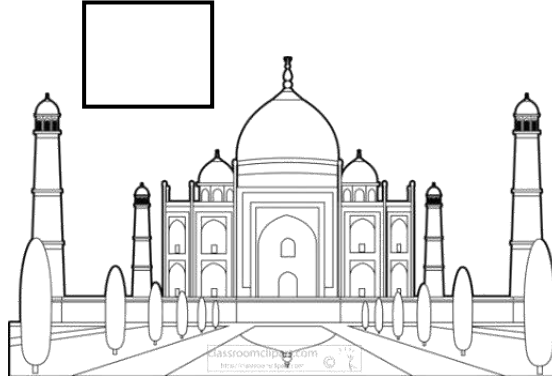
LAKSHMIPAT SINGHANIA ACADEMY


A. Identify the following cultural heritage of India and write the first alphabet of each of them in the given box. Then write the names in the correct alphabetical order.

HELP BOX


Taj Mahal	Sanchi Stupa	Fatehpur Sikri	Ellora Caves	Humayun's Tomb	Konark Sun Temple	Qutub Minar
-----------	--------------	----------------	--------------	----------------	-------------------	-------------
















LAKSHMIPAT SINGHANIA ACADEMY

1.

2.

3.

4.

5.

B. Read the following clues based on some heritage of India and underline the common nouns. Then stick and label the pictures.

HELP BOX


Ajanta and Ellora Caves	Valley of Flowers National Park	Kaziranga National Park	Manas National Park	Sundarbans National Park
----------------------------	---------------------------------------	----------------------------	------------------------	-----------------------------

1. a large coastal mangrove forest in West Bengal




LAKSHMIPAT SINGHANIA ACADEMY

2. an Indian national park which is located in Chamoli in the state of Uttarakhand



3. ancient caves filled with beautiful paintings and sculptures.



4. home to the rare one-horned rhinoceros.

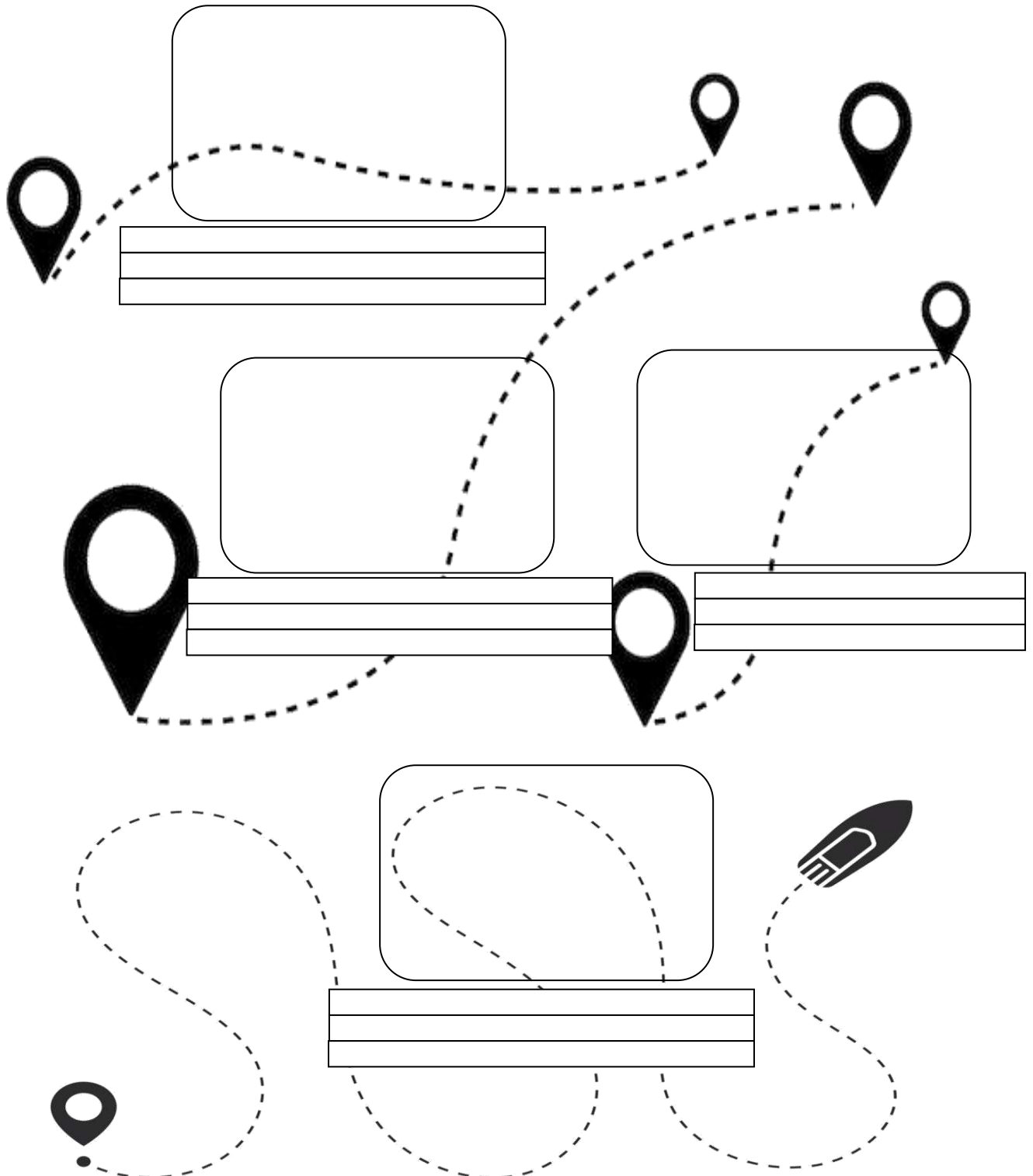




india

LAKSHMIPAT SINGHANIA ACADEMY

C. Imagine you visited any 4 cultural and natural heritage sites in India. Stick pictures of the speciality of the sites in the given itinerary outline and label them. Write name of the sites and mention the months of the year that you visited the respective sites in. Give an interesting title to your itinerary.



LAKSHMIPAT SINGHANIA ACADEMY

Name of the site	You visited the site in (Month)
1. <div style="border: 1px solid black; height: 20px; margin-bottom: 2px;"></div> <div style="border: 1px solid black; height: 20px; margin-bottom: 2px;"></div> <div style="border: 1px solid black; height: 20px;"></div>	<div style="border: 1px solid black; height: 20px; margin-bottom: 2px;"></div> <div style="border: 1px solid black; height: 20px; margin-bottom: 2px;"></div> <div style="border: 1px solid black; height: 20px;"></div>
2. <div style="border: 1px solid black; height: 20px; margin-bottom: 2px;"></div> <div style="border: 1px solid black; height: 20px; margin-bottom: 2px;"></div> <div style="border: 1px solid black; height: 20px;"></div>	<div style="border: 1px solid black; height: 20px; margin-bottom: 2px;"></div> <div style="border: 1px solid black; height: 20px; margin-bottom: 2px;"></div> <div style="border: 1px solid black; height: 20px;"></div>
3. <div style="border: 1px solid black; height: 20px; margin-bottom: 2px;"></div> <div style="border: 1px solid black; height: 20px; margin-bottom: 2px;"></div> <div style="border: 1px solid black; height: 20px;"></div>	<div style="border: 1px solid black; height: 20px; margin-bottom: 2px;"></div> <div style="border: 1px solid black; height: 20px; margin-bottom: 2px;"></div> <div style="border: 1px solid black; height: 20px;"></div>
4. <div style="border: 1px solid black; height: 20px; margin-bottom: 2px;"></div> <div style="border: 1px solid black; height: 20px; margin-bottom: 2px;"></div> <div style="border: 1px solid black; height: 20px;"></div>	<div style="border: 1px solid black; height: 20px; margin-bottom: 2px;"></div> <div style="border: 1px solid black; height: 20px; margin-bottom: 2px;"></div> <div style="border: 1px solid black; height: 20px;"></div>

India



LAKSHMIPAT SINGHANIA ACADEMY

D. Follow the given link for a virtual tour to a heritage of India:

<https://www.youtube.com/watch?v=ZxEbCrFcFkM>

Based on your virtual tour, answer the following questions.

1. What is the name of the place you explored virtually?

2. Which mode of transport would you have used to commute to the place?

3. Something that you would have seen on your visit to the site.

4. Who would you love to take along on your trip?

5. What did you like about the place?

LAKSHMIPAT SINGHANIA ACADEMY

LEARNING OUTCOME:

Students were able to:

- learn more about their country's heritage and appreciate its value
- identify the various heritage sites through the given pictures and arrange the names of the heritage sites in alphabetical order
- identify common nouns and proper nouns
- stick pictures of the sites with the help of the given clues and label them appropriately
- enhance their creative thinking While designing the itinerary
- Write grammatically correct sentences while being able to comprehend the video in the link provided



LAKSHMIPAT SINGHANIA ACADEMY

RUBRIC

Skills	Competency			
	E	M	D	R
Comprehension skills	Has shown clear understanding of instructions and the theme. Can sequence the heritage sites in the correct alphabetical order.	Has understood the instructions. Can sequence the heritage sites in the correct alphabetical order.	Has not shown understanding of the theme.	Struggles in comprehension. Could not correctly complete the sequencing activity.
Artistic skills, experiential learning, application	Effectively applies learning. Uses his/her imagination and skill create an itinerary. Project is well-organized and visually appealing.	Demonstrates creativity and originality. Has applied learning, relevantly.	Vague application of their learning. Project lacks organization and visual appeal.	Failed to apply learning. Does not demonstrate creativity and originality.
Application, and usage of grammar	Concepts are clear and shows excellent grammar accuracy.	Concepts are clear, is able to construct grammatically correct sentences.	Shows frequent grammar errors. Needs more practice.	Fails to show grammar accuracy. Cannot frame sentences up to the standard.

LAKSHMIPAT SINGHANIA ACADEMY

हिन्दी (OPEN BOOK PROJECT)

SESSION-2025-2026

SEMESTER 1

TOPIC: भारत की विरासतें


उद्देश्य (LEARNING OBJECTIVES)

इस परियोजना कार्य के माध्यम से विद्यार्थी निम्न बातों को सीखने में सक्षम होंगे-

- कल्पनाशीलता का विकास
- रचनात्मकता का विकास
- भाषा शैली का विकास
- व्यवहारिक ज्ञान का विकास
- भाषिक क्षमता और वैचारिक क्षमता का विकास
- अपने देश की विरासतों का ज्ञान

THE DETAILED INFORMATION OF GIVEN TOPIC FOR COMPLETION OF THE PROJECT IS GIVEN IN THE LINK BELOW:-


<https://youtu.be/HzqvPV9DIqo?si=NLYQEsKRGfVd3Nwg>




प्यारे बच्चों,

भारतीय विरासत कई वर्षों पुरानी है। यह विशाल है। शुरू से ही, हमने अपनी आने वाली पीढ़ियों के लिए संस्कृति और परंपरा को खूबसूरती से रखा है। हम अपनी परंपरा और संस्कृति को कभी नहीं भूल सकते क्योंकि वे हमसे गहरे जुड़े हैं और हमारे जीवन का एक हिस्सा हैं, चाहे हम कितनी भी दूर तक पहुँचने की सोच लें और इन सभी वर्षों में हमने कितनी भी प्रगति कर ली हो।

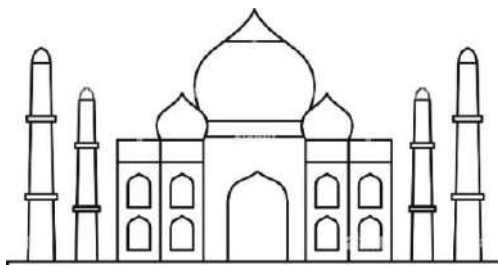
हमें अपनी विरासत पर गर्व है और हमारे पास कई महान विरासतों का खजाना भी है। ज्यादातर खूबसूरत इमारतें शाही अतीत को दर्शाती हैं, जो शासकों द्वारा बनाई गई थीं और आज भी मज़बूती से खड़ी हैं। भारत एक सुंदर देश है। यहाँ बहुत सी पुरानी इमारतें, मंदिर, त्योहार और नृत्य हैं। ताज महल, लाल किला और कुतुब मीनार आदि हमारी विरासतें हैं। हम होली, दिवाली, ईद और क्रिसमस जैसे त्योहार मनाते हैं।



1. नीचे दिए गए चित्रों को पहचानें तथा उनके नाम के पहले अक्षर को लिखें व चित्रों में रंग भरें-









2. नीचे दी गई पहेलियों को सुलझाते हुए उसके उत्तर के पहले अक्षर को लिखें-

क) जानवरों के रहने का उद्यान हूँ मैं। 'क' से है मेरा नाम असम राज्य है मेरा स्थान।
कौन हूँ मैं?

उत्तर- _____

ख) बौद्ध धर्म से जुड़ा हूँ मैं। गुफाओं का रूप हूँ मैं। महाराष्ट्र है मेरा स्थान। कौन हूँ मैं?

उत्तर- _____

ग) भारत की राजधानी की शान हूँ मैं। 'ल' से होता हूँ शुरू 'ल' पर ही होता है मेरा अंत।
कौन हूँ मैं?

उत्तर- _____

3. ACTIVITY (क्रियाकलाप)

सामग्री-

- A4 पेपर
- गोंद, कैंची
- रंगीन पेंसिल
- रंगीन चित्र

कैसे करें-

- बच्चे रंगीन कागज पर एक कोलाज बनाएँगे
- कोलाज में वे विभिन्न विरासतों के पाँच चित्र चिपकाएँगे और उनके पहले अक्षर लिखेंगे।

शिक्षण के परिणाम

- इस परियोजना कार्य के माध्यम से बच्चों के अंदर अपने देश भारत की विरासतों का ज्ञान बढ़ेगा।
- अपने देश के प्रति आदर और सम्मान भाव जागृत होगा।
- हमारे देश भारत की महानता को वे कई लोगों तक पहुँचाने में सक्षम होंगे।

HINDI PROJECT EVALUATION RUBRIC

	E	M	D	R
Content, accuracy and relevance	Understanding of topic is very evident	Understanding of topic is unclear	Understanding of topic is partially clear.	Topic not presented in a clear understandable way.
Logical skill and spatial skill	Shows mastery over spatial and logical reasoning.	Shows little bit about spatial and logical reasoning.	Shows command spatial and logical reasoning.	Least spatial and logical skills presented.
Creativity and presentation of work	Completes the work with precision and accuracy thus exhibiting fine motor skills.	Work lacks neatness, precision and accuracy.	Completes the work neatly but needs to improve fine motor skills and aesthetic sense.	Work could have been presented in a more presentable way.

LAKSHMIPAT SINGHANIA ACADEMY

NAME_____CLASS I_____ROLL NO_____DATE_____BENGALI

BENGALI OPEN BOOK PROJECT

2025-2026

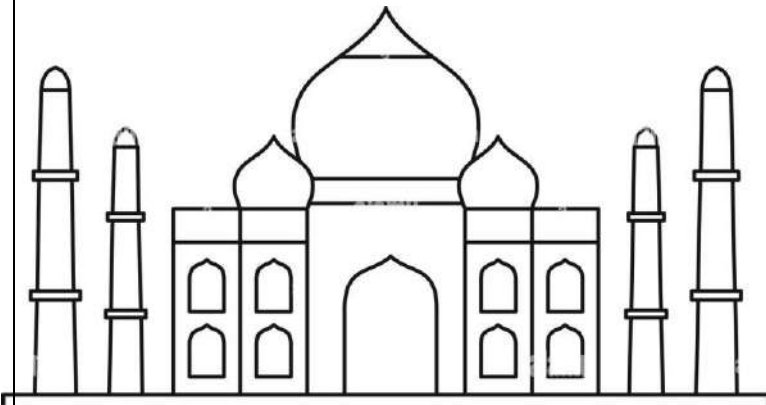
SEMESTER 1

Topic – ভারতবর্ষের ঐতিহ্য

শেখার উদ্দেশ্য(LEARNING OBJECTIVES):

এই প্রকল্প কাজের মাধ্যমে শিক্ষার্থীরা নিম্নলিখিত বিষয়গুলি শিখতে সক্ষম হবে:

- কল্পনার বিকাশ
- সৃজনশীলতার বিকাশ
- ভাষা শৈলীর বিকাশ
- ব্যবহারিক জ্ঞানের বিকাশ
- শৈল্পিক ক্ষমতার বিকাশ
- ভাষার ক্ষমতা এবং ধারণাগত ক্ষমতার বিকাশ




LAKSHMIPAT SINGHANIA ACADEMY

NAME_____CLASS I_____ROLL NO_____DATE_____BENGALI


ভারতবর্ষ একটি ঐতিহ্যশালী দেশ। নানা ভাষা, সংস্কৃতি এবং ঐতিহ্যের মিলন স্থল। ভারতে ইউনেস্কো কর্তৃক স্বীকৃত বহু স্থান আছে যেমন দিল্লীর লাল কেল্লা, কুতুব মিনার, আগ্রার তাজ মহল, ওড়িশার সূর্য মন্দির, রাজস্থানের জয়পুর শহর, মহারাষ্ট্রের অজান্তা, ইল্লরা গুহা, মধ্য প্রদেশের সাঁচি স্তূপ।

১। নীচের বিখ্যাত স্থান গুলির ছবি দেখে প্রথম নামের প্রথম অক্ষর লেখ।


(ক)



(খ)



(গ)



(ঘ)



LAKSHMIPAT SINGHANIA ACADEMY

NAME _____ CLASS I _____ ROLL NO _____ DATE _____ BENGALI

ভারতের কয়েকটি শিল্প কলা, উৎসব, দর্শনকে ইউনেস্কো তালিকাভুক্ত করা হয়।

- আমাদের প্রিয় কলকাতার দুর্গা পূজা, পাঞ্জাবের গম উৎসব।
- উত্তর প্রদেশের কুম্ভ মেলা।
- ভারতের প্রাচীন দর্শন বেদিক মন্ত্র, যোগাসন।
- রাজস্থানের কালবেড়ীয়া লোক সঙ্গীত, পুরুলিয়ার ছৌ নৃত্য।

২।

(ক) উত্তর প্রদেশের এই মেলা বিখ্যাত, প্রথম অক্ষর লেখ।



(খ) পুরুলিয়ার এই নৃত্যের নামের প্রথম অক্ষর লেখ।



(গ) ছবি দেখে এই জনপ্রিয় সাধনার প্রথম অক্ষর লেখ।

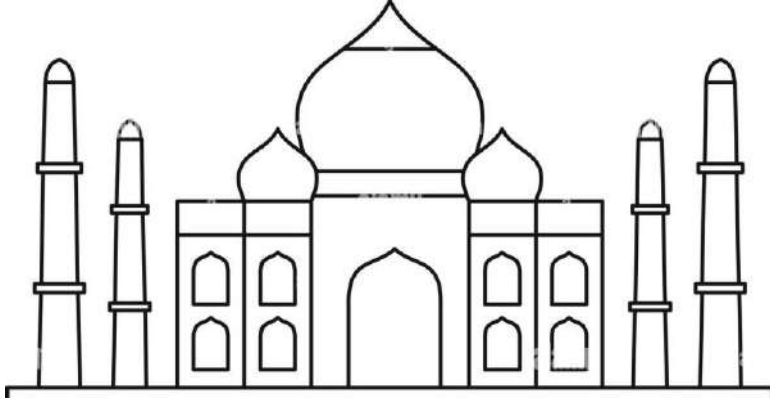


LAKSHMIPAT SINGHANIA ACADEMY

NAME _____ CLASS I _____ ROLL NO _____ DATE _____ BENGALI


৪। ছবি দেখে আবাস স্থলের নামের শূন্যস্থান পূর্ণ করো।

(ক) পৃথিবী বিখ্যাত এই স্থাপত্য আশ্রিতে অবস্থিত।



তাজ _____

(খ) রাজস্থানে অবস্থিত এই শহর গোলাপি শহর নামে পরিচিত।



জয়পুর _____

(গ) পাঞ্জাবের এই উৎসব খুব জনপ্রিয়।



_____ উৎসব

NAME_____CLASS I_____ROLL NO_____DATE_____BENGALI

৪। দুর্গা ঠাকুরের ছবিটি রঙ করো ও মুকুটটি জরি, চুমকি, অন্ন, শোলার ফুল দিয়ে সাজাও ।



LAKSHMIPAT SINGHANIA ACADEMY

NAME _____ CLASS I _____ ROLL NO _____ DATE _____ BENGALI

Learning Outcomes

এই প্রকল্পের শেষে নিজের যত্ন ও সুস্থতার বিষয় নানা তথ্য জানতে পারবে ও ভাষা, গণনা ও অঙ্কন দক্ষতা উন্নত হবে।

BENGALI PROJECT EVALUATION RUBRIC:

	Criteria	E	M	D	R
a	Content, accuracy and relevance	বিষয়ের বোধগম্যতা স্পষ্ট এবং বিষয়ের বাইরেও জানে।	বিষয়ের বোধগম্যতা আংশিকভাবে স্পষ্ট।	সহায়তার মাধ্যমে বিষয়ের বোধগম্যতা স্পষ্ট করা হয়েছে	বিষয়ের বোধগম্যতা অস্পষ্ট
b	Artistic skill and Experiential Learning	সঠিক রঙ ও চিত্র কলার প্রয়োগ।	সঠিক রঙ ও চিত্র কলার প্রয়োগ কিন্তু অসম্পূর্ণ কাজ	অসম্পূর্ণ কাজ	স্বাধীনভাবে কাজ করতে অক্ষম, বোঝার অভাব সুস্পষ্ট
c	Experiential, Critical Thinking, Logical Skill	নির্ভুলতার সঙ্গে কাজটি সম্পন্ন করেছে	কাজটি সম্পন্ন করেছে তবে পরিপূর্ণতার দিকে নজর রাখতে হবে	কাজটি সম্পন্ন করেছে তবে পরিপূর্ণতার দিকে কাজ রাখতে হবে	কাজটির মধ্যে নির্ভুলতার অভাব রয়েছে
d	Overall Presentation	প্রকল্পের সামগ্রিক ছাপ আকর্ষণীয়	প্রকল্পের সামগ্রিক ছাপ মনোযোগ আকর্ষণ করার জন্য যথেষ্ট নয়	প্রকল্পের সামগ্রিক উপস্থাপনা আকর্ষণীয় করার সামান্য প্রচেষ্টা রয়েছে	কাজের মধ্যে নির্ভুলতার অভাব রয়েছে

Name: _____ Class I _____ Roll No _____ Date _____ Math

**LAKSHMIPAT SINGHANIA ACADEMY
MATHEMATICS OPEN BOOK PROJECT**

THEME: HERITAGE OF INDIA


SESSION 2025-2026

SEMESTER I

LEARNING OBJECTIVE:

Through this project the students will be able to:

- use mathematical concepts like place value, number names and comparison of numbers while learning interesting facts about the heritage of India
- apply their math knowledge to solve the given questions based on the heritage of India.
- develop basic math skills through real-world connections.
- foster creativity and curiosity through activity-based learning.



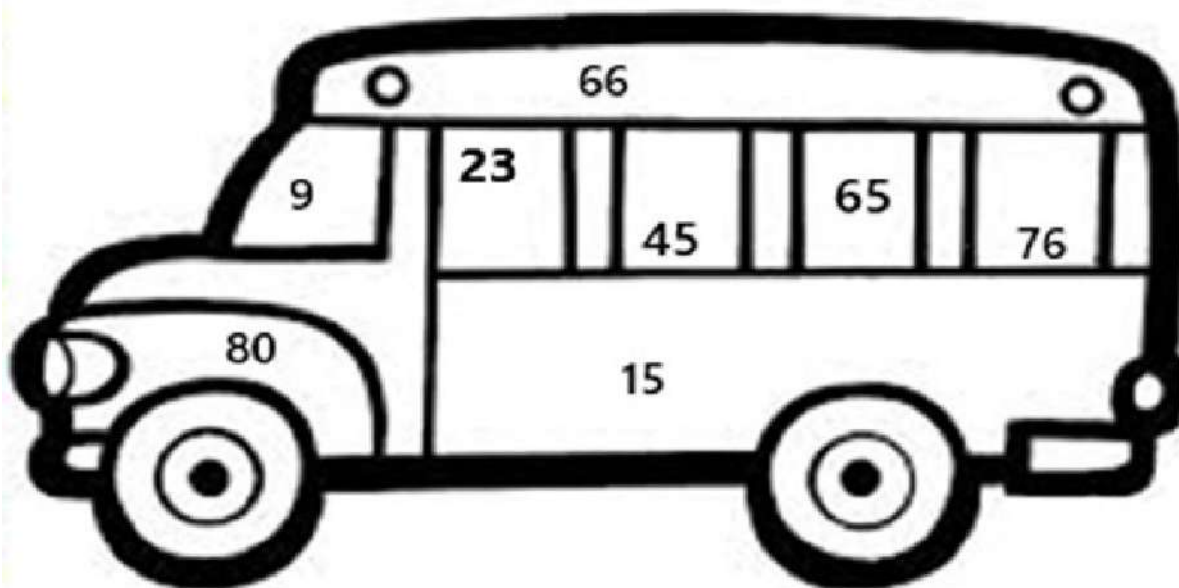
Name: _____ Class I _____ Roll No _____ Date _____ Math

Heritage of India

India has a rich and colourful heritage that makes it a very special country. It is known for its beautiful monuments like the Taj Mahal, exciting festivals like Diwali and Holi, delicious food, and colourful clothes. People in India speak many different languages and follow different traditions, but they all live together like one big family. India's heritage is like a treasure of stories, music, dance, art, and customs that have been passed down from long ago and are still loved and celebrated today. Let us together go on a journey through this rich vivid culture in our magic bus along with our family and friends.

Q1. Let us now colour the magic bus which takes us on a journey through Incredible India with the help of the instructions given below:

Instructions:	Colour
number that comes after 8	light blue
number with 7 in the tens place	light blue
number after skip counting 5 from 40	light blue
number that has 2 in the tens place	light blue
number with zero in the one's place	yellow
number that comes before 66	light blue
number that comes between 14 and 16	yellow
number with 6 in the tens place and 6 in the one's place	red



Name: _____ Class I _____ Roll No _____ Date _____ Math


Q2. On the bus there are 15 male and 12 female members. Find the total number of people travelling on the bus.

	T	O
+		

members.



Name: _____ Class I _____ Roll No _____ Date _____ Math



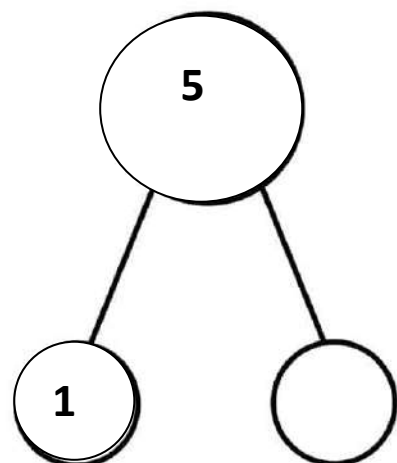
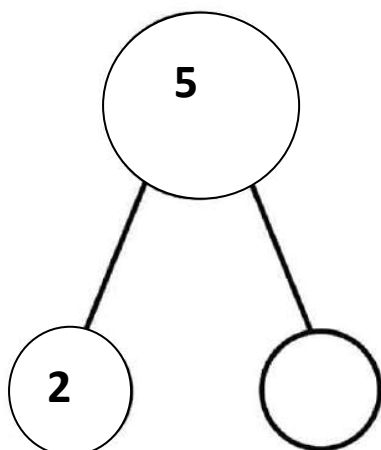
The first place we visited was the Taj Mahal. It is a white marble mausoleum in Agra, India. It was built by Emperor Shah Jahan in memory of his beloved wife, Mumtaz Mahal.

Q3. Solve: -

It took $20 + 2 =$ _____ years to build the Taj Mahal.

Next, we went to Delhi to visit the Qutub Minar. It is the tallest brick minaret in the world. The Qutub Minar has five floors.

Q4. Write 2 number bonds of 5.



Name: _____ Class I _____ Roll No _____ Date _____ Math

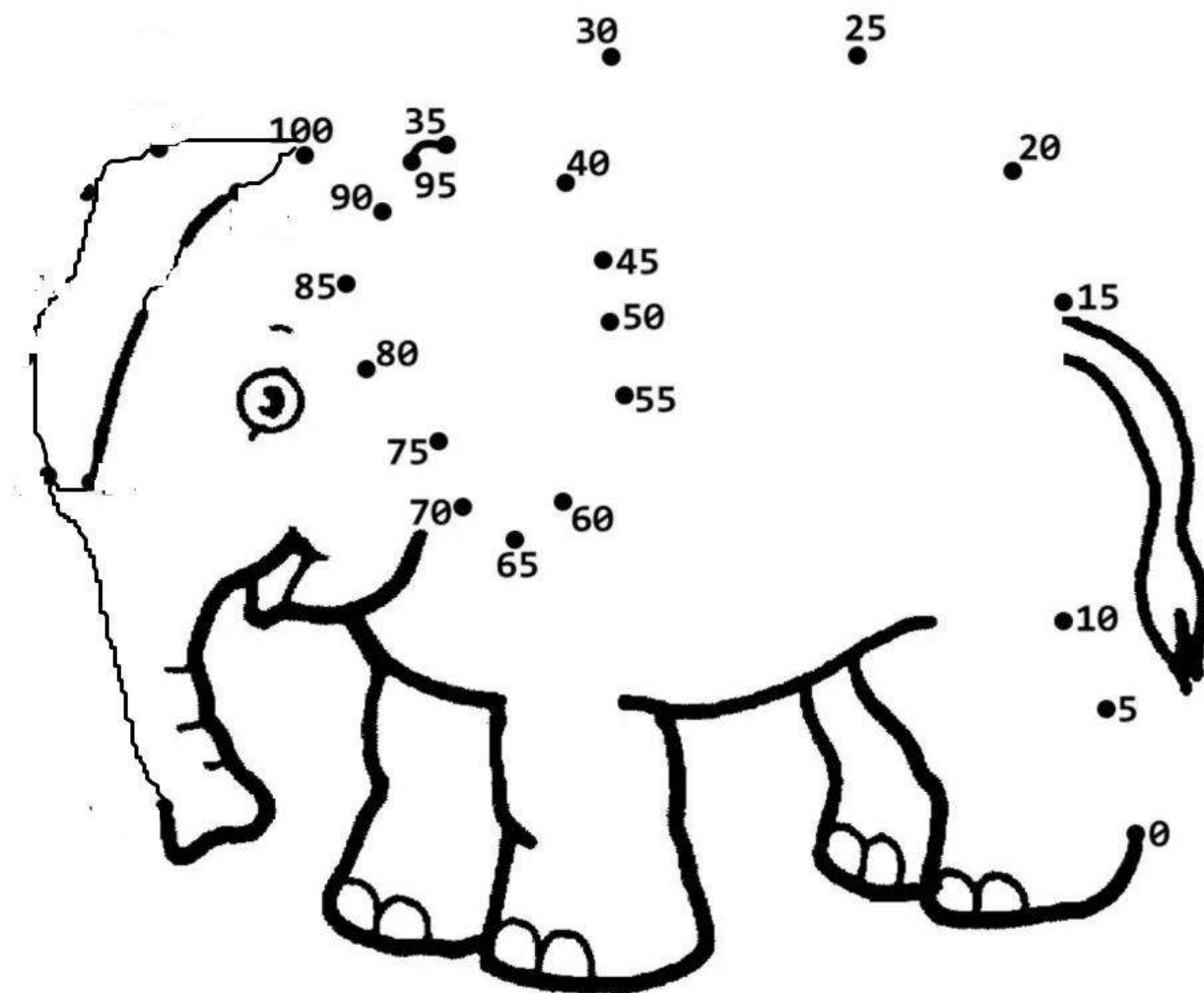
Next the Magic bus took us down south to Hampi.

Hampi was the capital of the Vijayanagara Empire. It is famous for its Elephant Stables that housed the royal elephants of the Vijayanagara Empire.

Did you know?

There is an elephant named Lakshmi in Hampi. Visitors can see her in the temple or near the Tungabhadra River, where she is taken for a daily bath. She is also known for blessing visitors with her trunk.


Q5. Join the dots to complete the drawing of Lakshmi by skip counting by 5s starting from 0 to 100.



Name: _____ Class I _____ Roll No _____ Date _____ Math

We then went to the Ajanta Caves in Maharashtra. These caves are famous for their ancient paintings.

Q6. Draw a figure which you would like to see on a cave using different shapes and lines given below:



Learning Outcomes

By the end of this project, students will be able to read, write and identify numbers from 1 to 100 in figures and words, demonstrate understanding of place value (tens and ones), solve basic mental math problems and connect mathematics with cultural contexts and landmarks.

Name: _____ Class I _____ Roll No _____ Date _____ Math

Mathematics Project Evaluation Rubrics

Criteria	Exceeding standard (E)	Meeting standard (M)	Developing Standard (D)	Ready to go (R)
Understanding the problem	Demonstrates complete understanding thus identifying key information accurately.	Understands the problem but still has minor gaps in identifying details.	Demonstrates partial understanding, missing or misinterpreting some key information.	Misunderstands the problem and is unclear on what is being asked.
Representing with Visuals	Creates accurate, neat visuals that support solution.	Creates relevant visuals with minor inaccuracies.	Attempts a diagram but lacks clarity or key details.	Visual is missing or incorrect.
Accuracy and Relevance	Arrives at the correct answer which is clearly stated and justified.	Answer is mostly correct with minor computation or labelling errors	Strategy is somewhat unclear or inefficient. The work is partly shown.	Incorrect answer, shows confusion or lack of understanding.
Using Strategy/Working Out	Uses an efficient strategy where logical steps are shown clearly	Uses a good strategy with small errors in process. Strategy is somewhat unclear or inefficient. The work is partly shown.	Answer is partially correct with several minor mistakes.	No clear strategy used, with major errors in process.

NAME: _____ CLASS: I SEC: _____ E.V.S. 2025-2026

LAKSHMIPAT SINGHANIA ACADEMY

E.V.S. OPEN BOOK PROJECT

SESSION: 2025-2026

SEMESTER I

TOPIC: HERITAGE OF INDIA

LEARNING OBJECTIVES:

Through this project, students will be able to:

- learn more about the culture and tradition of India
- appreciate the culture and tradition of our country
- find out about the different dance forms of India
- draw two musical instruments that are played in India
- write about their own experience of celebrating festivals with their family
- describe their traditional clothes and food items
- design a rangoli using various shapes



NAME: _____ CLASS: I SEC: _____ E.V.S. 2025-2026

Our project is based on the Heritage of India. These include things that have been passed down to us from the previous generations. Culture, traditions, historical buildings, coins, artifacts, music, dance, stories, paintings are all part of our heritage. India is a land of rich culture and heritage.

Let us begin our project by watching a video on the heritage of India:

<https://youtu.be/VFt1FI--zxQ?si=tJiEmk4vRyRFXmwj>

Based on what you have seen in the video, complete the given exercises:

A. Paste a picture of one classical dance form and one folk dance form of India.

Label the picture and write the state of origin.

name		
state		

Just for fun:

Which traditional game invented in India do we learn and play in school even today?

NAME: _____ CLASS: I SEC: _____ E.V.S. 2025-2026

B. Draw and label any two Indian musical instruments.

C. As described in the video, the earliest structure of Indian architecture were the Buddhist monasteries. Find out about a Buddhist monastery in your own state, West Bengal and either paste a picture or draw its image in the space given below and write its name.


NAME: _____ CLASS: I SEC: _____ E.V.S. 2025-2026

D. Name a major festival celebrated in your home. Share a photograph and write about how you celebrate this festival with your family. What special clothes do you wear and what food items are made during this time?



NAME: _____ CLASS: I SEC: _____ E.V.S. 2025-2026

E. Decorations such as rangoli, kolam and alpanas are part of our heritage as well. These are made at the entrance of homes and use natural colours. Design your own rangoli using different shapes.



Have you read stories from the Panchatantra, Jataka Tales or Hitopadesha?

These stories are part of our cultural heritage. They teach us moral values and have been part of our oral and written traditions.

NAME: _____ CLASS: I SEC: _____ E.V.S. 2025-2026

LEARNING OUTCOME:

On completion of this project the students would form renewed interest in their own culture and tradition and begin talking about their own cultural practices. They would learn more about local dance forms, music, art, and cuisines. They would be able to share from their own experience about festivals celebrated in their own homes and use their artistic skill to design their own rangoli.

EVALUATION RUBRIC:

Criteria	Exceeding Standard (E)	Meeting Standard (M)	Developing Standard (D)	Ready to go (Starting Out) ... (R)
Content, accuracy, and relevance	Demonstrates a clear understanding of the topic and executes the task perfectly.	Understands the task and executes it fairly well. Makes minor errors.	The execution of the task shows partial understanding of the topic.	Limited understanding of the topic and execution of work has scope of improvement.
Knowledge, and artistic skills	Is aware of the instruments and draws them well displaying good artistic skills.	Makes a good attempt at drawing and can name the instruments.	Satisfactorily draws the pictures and labels them, with a few errors.	Is not able to make the drawing and cannot label the same correctly.
Research and application skills	Conducted appropriate research and produced excellent work.	Is aware of the topic and identifies the place but makes minor errors in naming.	Was able to find a suitable answer but made errors in labelling.	Was not able to find the right answer nor label it correctly.
Self-expression and creativity	Framed excellent sentences and presented laudable work.	Was able to write from personal experience and presented neat work.	Tried to write from personal experience but needs more practice.	Was not able to express thoughts satisfactorily into meaningful sentences.
Creativity and artistic skills	Showed excellent use of shapes in creating a unique artwork.	Presentation of work was displaying understanding of the task.	Understood the task but presentation has scope of improvement.	Was not able to follow the task and perform satisfactorily.