

LAKSHMIPAT SINHANIA ACADEMY

PROJECT PLAN (TERM I)

SESSION: (2023-24)

CLASS: VII

THEME: G 20 – One Earth, One Family, One Future

SUBJECT: ENGLISH

FULL MARKS: 20

TOPIC: 2023 G20 Summit of India



In 2023, India's G20 Presidency will work to promote this universal sense of oneness across all sectors. India is on a mission to bring about a shared global future through tech-enabled development in the fields of education and agriculture.

To supplement awareness regarding **tech-enabled development in the fields of education and agriculture**, visualise and film an **advertisement** based on it.

Steps to follow:

- Draft a poster on the given theme
- Visualise a short advertisement on it featuring all the group members
- Shoot the video with the poster being incorporated in it
- The length of the advertisement should be within 1.5 minutes to 2 minutes
- The video should be concise, theme to be highlighted
- Jingles, songs, poems can be included to make the video creative and interesting

LEARNING OBJECTIVE: The learning objectives include –

- (a) Get a primary insight into India's role in the context of Education and Agriculture.
- (b) To learn to make an attractive poster complying to the format
- (c) To create appropriate jingles/ songs
- (d) To compile a video

LEARNING OUTCOME: The learning outcome will include –

- Independent research work.
- Collaboration.
- Awareness and awakening among all.

Project format:

- Project needs to be done in groups.
- Students will do the project digitally
- They are advised not to exceed the given time frame

RUBRICS FOR EVALUATION

| CATEGORY | PERFECT 5 | GOOD 4 | SATISFACTORY 3 | COULD BE BETTER 2 |
|--|--|--|---|---|
| CONTENT & RESEARCH 5 | <ul style="list-style-type: none"> • Directly relevant • Facts are sequentially arranged • Supported with details specific to the topic • Ideas are original | <ul style="list-style-type: none"> • Somewhat relevant • Slightly disordered arrangement of facts • Some details are supported with data specific to the topic <p>Some ideas are original</p> | <ul style="list-style-type: none"> • remotely relevant • some organization, points are scattered around, beginning and ending are unclear. • Sketchy details, hardly specific to the topic <p>Most of the ideas are not original</p> | <ul style="list-style-type: none"> • Totally unrelated • Poorly organised arrangement of facts • No logical progression • Vague beginning and ending <p>No original ideas</p> |
| VERBAL PRESENTATION 5 | All the members presented a specific portion of the presentation with immaculate articulation, pronunciation and diction. | Most of the members presented a portion of the project with good articulation and somewhat good pronunciation and diction. | A few members presented a portion of the project with somewhat good articulation, pronunciation and diction. | Only 1 member/ nobody presented a portion of the project with poor articulation and erroneous pronunciation and diction. |
| LANGUAGE & ACCURACY 5 | <ul style="list-style-type: none"> • No grammatical errors <p>Appropriate use of vocabulary</p> | <ul style="list-style-type: none"> • No grammatical errors, a few punctuation or spelling errors <p>Most of the vocabulary is appropriate</p> | <ul style="list-style-type: none"> • Some grammatical errors, but the idea is conveyed successfully <p>Some of the vocabulary is appropriate</p> | <ul style="list-style-type: none"> • A lot of grammatical errors <p>Inappropriate use of vocabulary</p> |
| NEATNESS & OVERALL PRESENTATION 5 | Makes excellent use of colour, illustrations /graphics and space. | Makes good use of colour, illustrations /graphics and space. | Makes some use of colour, illustrations /graphics and space. | Makes minimal use of colour, illustrations /graphics and space. |

SUBJECT: MATHEMATICS**FULL MARKS: 20****TOPIC – G-20 and BMI (BODY MASS INDEX)**

Introduction: The G- 20 Health working Group (HWG) was established under the German presidency in 2017 to develop a shared international agenda on issues such as strengthening health -care systems, reducing malnutrition, scaling up the fight against pandemics. In 2018, the Argentinian Presidency continued the existing work on Antimicrobial Resistance (AMR) and Health System strengthening and introduced childhood obesity and developing BMI.

BMI is an inexpensive and easy screening method for weight category—underweight, healthy weight, overweight, and obesity.

BMI does not measure body fat directly, but BMI is moderately correlated with more direct measures of body fat. Furthermore, BMI appears to be as strongly correlated with various metabolic and disease outcome as are these more direct measures of body fatness.

Each class should be divided into 6 groups and perform the following activities and answer the following questions:

1. How is BMI calculated? **2**
2. How is BMI interpreted for adults? Represent your answer in a tabular form. **2**
3. Each member of the group needs to measure (or collect) heights and weights of their Family members, and then make a consolidated table as follows. **6**

| Serial No. | Name | Height (In m) | Weights (In kg) | $BMI = \frac{Weight (In kg)}{\{Height (In cm)\}^2}$ | Status |
|------------|--------|---------------|-----------------|---|----------------|
| 1. | Mr. A | 1.65 | 66 | 24.24 | Healthy weight |
| 2. | Mr. B | 1.60 | 60 | 23.43 | Healthy weight |
| 3. | Mr. C | 1.54 | 70 | 29.52 | Overweight |
| 4. | Mr. D | 1.55 | 59 | 24.55 | Healthy weight |
| 5. | Mrs E | 1.70 | 75 | 25.95 | Overweight |
| 6. | Mr. F | 1.62 | 62 | 23.62 | Healthy weight |
| 7. | Mr. G | 1.66 | 67 | 24.31 | Healthy weight |
| 8. | Mrs. H | 1.68 | 88 | 31.17 | Obesity |
| 9. | Mr. I | 1.58 | 78 | 31.24 | Obesity |
| 10. | Mr. J | 1.60 | 80 | 31.25 | Obesity |

4. On the basis of the collected data draw a digital bar graph representing the number of Underweight, Healthy weight, overweight and obesity members. **6**
5. Consult your science teacher and find out the reasons of obesity and its prevention and also state four good habits to stay healthy. **4**

LEARNING OBJECTIVES :

Students will

- i) Gain knowledge about the concept of Body Mass Index and its calculation
- ii) Research and represent data on Bar graphs.

LEARNING OUTCOME: The learning outcome will include –


- Independent research work.
- Collaboration.
- Awareness and awakening of the ways of keeping ourselves healthy.

Important links:

1. [How to calculate BMI, the body mass index to check weight? \(tiwariacademy.com\)](http://tiwariacademy.com)
2. [BMI Full Form - Body Mass Index \(byjus.com\)](http://byjus.com)
3. [Maths bmi project | Math | ShowMe](#)

RUBRICS FOR EVALUATION

| CATEGORY | GREAT WORK (4) | GOOD WORK (3) | SATISFACTORY (2) | COULD BE BETTER (1) |
|---|--|--|---|--|
| TOPIC CONTENT – ACCURACY (4) | Content regarding Body Mass Index well Explained. All facts are accurate | Content regarding Body Mass Index well explained. 90 – 95% of the facts are accurate. | Explanation needs improvement 80 – 89% of the facts are accurate. | More points need to be added Less than 80% of the facts are accurate |
| WRITING- VOCABULARY EDITING- LANGUAGE (4) | Use of mathematical terms in the proper way. Presentation is free from grammatical errors. | Use of few mathematical terms in the proper way The presentation may have one or two grammatical errors. | Less use of mathematical terms in the proper way. The presentation may have few grammatical errors. | No Use of mathematical terms in the proper way. There are many grammatical errors. |
| GRAPHICS- FORMULAE (4) | Formulae go well with the text and there is good mix of text and graphics | Formulae go well with the text , but they are inappropriately sized, too small or hard to read. | Formulae go well with the text , but they are too few and the project seems text heavy. | There are no Formulae or they do not go with the topic. |
| OVERALL PRESENTATION (4) | The presentation is Exceptionally attractive, in terms of design, layout and neatness. | The presentation is attractive, in terms of design, layout and neatness. | The presentation is acceptably attractive, though it may be a bit messy. | The project is distractingly messy or very poorly designed. |
| MATHS- PROBLEMS AND EQUATIONS (4) | Calculations are properly done with accurate formulae, as they would appear in a maths test, and are completely free of errors | Calculations are correct, but have one or two errors in labelling are there. | Calculations may have one or two errors | Calculations are not done correctly |



India assumed the G20 Presidency since the 1st of December 2022. India will play an important role by finding pragmatic global solutions for the wellbeing of all, and in doing so, manifest the true spirit of 'Vasudhaiva Kutumbakam' or the 'World is One Family'. One of the focused sectors of India is Health.

Indian Prime Minister Mr.Narendra Modi strongly believes that wellness comes with the practice of Yoga. He proposed for celebrating World Yoga Day endorsed by UN.

1. What is the motto of International Yoga Day?
2. Draw the symbol for International Yoga Day. Explain the significance of it.
3. What is the theme of International Yoga Day 2023?
4. Learn two simple yoga steps and demonstrate them through a video to teach your peer group. State how do these improve your health?
5. Interview 2 people to find out whether they practice yoga regularly. Apprise them about the benefits of good health – practice of yoga.

Learning Objectives: Students will learn about-

1. Importance of practicing yoga in maintaining good health.
2. They will learn the steps of two simple yoga and their importance.

Learning Outcomes: Students are able to :-

1. Explain the significance of yoga .
2. Learn two simple yoga steps.
3. Spread awareness about practicing yoga to maintain good health.

LINKS : -

<https://www.un.org/en/observances/yoga-day>

<https://www.yogabasics.com/practice/how-to-start-a-yoga-practice/>

Rubrics for Evaluation

| | 5 | 4 | 3 |
|---|--|---|---|
| Authenticity of the contents- 5 | Content is Unique ,genuine with proper research and explanation | Not Unique but the concepts are well explained | Neither unique nor well explained |
| Submission demonstrates a concise knowledge and understanding of the theme -5 | The information is concise and accurate and timely submitted. | All the information is presented accurately and in a concise manner, delay in submission | Not in a cohesive or concise manner, also delayed submission |
| Use of Technology and media - 5 | Accesses suggested media and employed technologies fluently | Accesses suggested media and employed technologies adequately with support/ Interview was conducted but not upto the mark | Struggled with media and technologies. Struggled with Interview |
| Creativity and Art Integration - 5 | The concept in submission is creative, especially as compared with other submissions | The concept in the submission is somewhat creative/ display of Yoga is not well displayed | The concepts in the submission lacks creativity/ Display of Yoga is not well displayed. |

SUBJECT: SOCIAL SCIENCE

TOPIC: Sustainable Development (G-20)

FULL MARKS: 10 + 10 = 20

With the adoption of universally applicable Sustainable Development Goals (SDGs) at the UN Summit in September 2015, the world had entered an uncharted territory. All countries, rich and poor, will had to fundamentally realign their development pathways from 2015. The new agenda stands for nothing less than a Copernican turn in the thinking and acting about development and cooperation. The paradigm shift to sustainable development and to the ensuing concept of a Global Partnership for Sustainable Development has yet to fully filter through to policy-makers, business and society in all places.



PROJECT FORMAT: GEOGRAPHY

- ✓ Projects need to be done in groups.
- ✓ Students will do the project digitally.
- ✓ PPT should not be more than 8 slides.
- ✓ Support the project with relevant pictures/videos.

GROUP – 1, 3, & 5: Transforming our World (G20)

GROUP – 2, 4 & 6: Eradicating hunger through Sustainability. (G20)

CONTENT:

- 1. What is India's vision for G20 and Sustainable Development? (1)**
- 2. What are the G20 Sustainable Development Goals 2023? (2)**
- 3. Give 2 reasons why the G20 needs a sustainable blue economy. (2)**

SUBJECT INTEGRATION: Social Science, Life-skills, Art, Music, Political Science, Economics, Mathematics and English.

LEARNING OBJECTIVE:

- ✓ To have a clear picture of the economic growth trajectory, economic policies, and institutional reforms in India.
- ✓ To understand four major economics challenges of Indian Economy, i.e. Poverty, Inequality, Unemployment and inflation.
- ✓ To have an in-depth analysis of the development of all the sectors.

LEARNING OUTCOME: The learning outcome will include –

- ✓ Independent research work.
- ✓ Collaboration.
- ✓ Awareness and awakening among all.

LINKS:

- ✓ <https://www.weforum.org/agenda/2022/05/g20-sustainable-blue-economy/>
- ✓ <https://theprint.in/india/un-lauds-indias-g20-presidency-for-highlighting-sustainable-development-goals/1433542/>
- ✓ <https://sdgs.un.org/2030agenda#:~:text=We%20resolve%2C%20between%20now%20and,protection%20of%20the%20planet%20and>
- ✓ <https://www.un.org/sustainabledevelopment/hunger/>

HITSORY

You are aware and have learnt in your Social Science classes how international forum like United Nations Organization (UNO) came into being to bring together and work with nations of the world for peace, development and strengthening relationship and cooperation among the nations and peoples of the world. Some of these organisations are at the global level, they are international and some of them are at the regional level. Why do countries come together to form an organization? Do they have a common cause or interest? Let us explore and learn about G20.

CONTENT:

1. Do you know G20 LOGO and its meaning? Explain how the G-20 Logo underscores the need for peaceful existence and mutual care. (1)
2. A key element of India's Presidentship will be taking the G20 closer to the public and making it truly a 'People's G20'. How does the Government of India propose to realize this? (2)
3. What would you suggest for a greener and cleaner environment to G20 countries and their leaders? (2)

PROJECT FORMAT: HISTORY

- ✓ Projects need to be done in groups.
- ✓ Students will do the project digitally.
- ✓ PPT should not be more than 10-12 slides.
- ✓ Support the project with relevant pictures/videos.

GROUP – 1, 3, & 5: Transforming our World (G20)

GROUP – 2, 4 & 6: Eradicating hunger through Sustainability. (G20)

LEARNING OBJECTIVE:

- To enable the students to understand why countries come together
- And how to make the world a better place to live in.

LEARNING OUTCOME:

The students will be able to:

- Learn about G20, its purposes, activities and how India's presidency ensures participation for all.

Rubrics for Evaluation

| | 5 | 4 | 3 | 2 | 1 |
|---|--|---|--|--|--|
| Content (5) | Applicable to Theoretical knowledge and all facts are correct. | Applicable to Theoretical knowledge and all facts are correct. One or two factual errors. | Applicable to Theoretical knowledge and all facts are correct. Three or Four factual errors. | Applicable to Theoretical knowledge and all facts are not correct, many factual errors. | Applicable to theoretical knowledge and all facts are not at all relevant to the topic. |
| Presentation (2) | - | - | - | Overall impact of the project is attractive and appealing to the viewers. Students are well prepared. Teamwork is visible. Project is compiled up to the mark. | Some attempt has been made to make the presentation appealing to the viewers. Students are well prepared. Teamwork is not visible. Project is not compiled up to the mark. |
| Graphics/Photographs/Charts/Relevance to the topic(1) | - | - | - | --- | Presentation includes relevant photographs/ charts/ diagrams. |
| Team Work(2) | - | - | - | Independent research work and collaboration. | Independent research work missing and lack of collaboration. |

SUBJECT: COMPUTER EDUCATION

FULL MARKS: 20

(Group Project)

Learning objective:

- Students will be able to:
- Understand the purpose of G20 summit.
- Be aware of Stay Safe Online project undertaken by Government of India during G20 summit.
- Develop technical skills by create a storyboard using a new application.
- Make people aware about how to stay safe online.
- Develop critical thinking skill while creating storyboard.

Learning Outcome:

- Students will develop 21st century's story boarding skills.
- Students will be able to handle the application canva.
- They will be able to present the story through the storyboard design.



During India's presidency of G20, the Ministry of Electronics and Information Technology (MeitY) is running a campaign titled 'Stay Safe Online' aimed at creating awareness among citizens including specially-abled persons to stay safe in an online world on the widespread use of social media platforms and rapid adoption of digital payments. As India is making significant efforts towards becoming a trillion-dollar digital economy, the campaign focuses on sensitizing users of all ages about online risk & safety measures and promoting cyber hygiene thereby reinforcing the cyber safety of citizens.

TO DO:-

1. Create a cartoon story board (Refer to the example given on right side.) On "STAY SAFE ONLINE" using Canva online application.
2. Click on the link given below.
<https://www.canva.com/create/storyboards/>
3. Click on Create a story board.



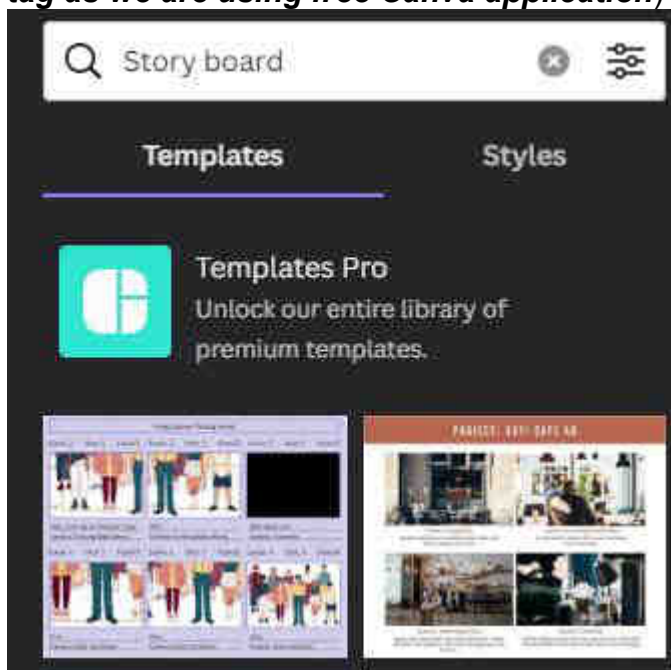
Free Online Storyboard Creator

Create a storyboard



Continue with Microsoft

4. Sign in with your Microsoft account.
5. Allow permission for the application.
6. Choose a story board template. (**Do not use any template or object with pro tag as we are using free Canva application**)



7. Change title of the story board, picture and text according to your topic.
8. Explore different formatting tool to enhance your cartoon storyboard.

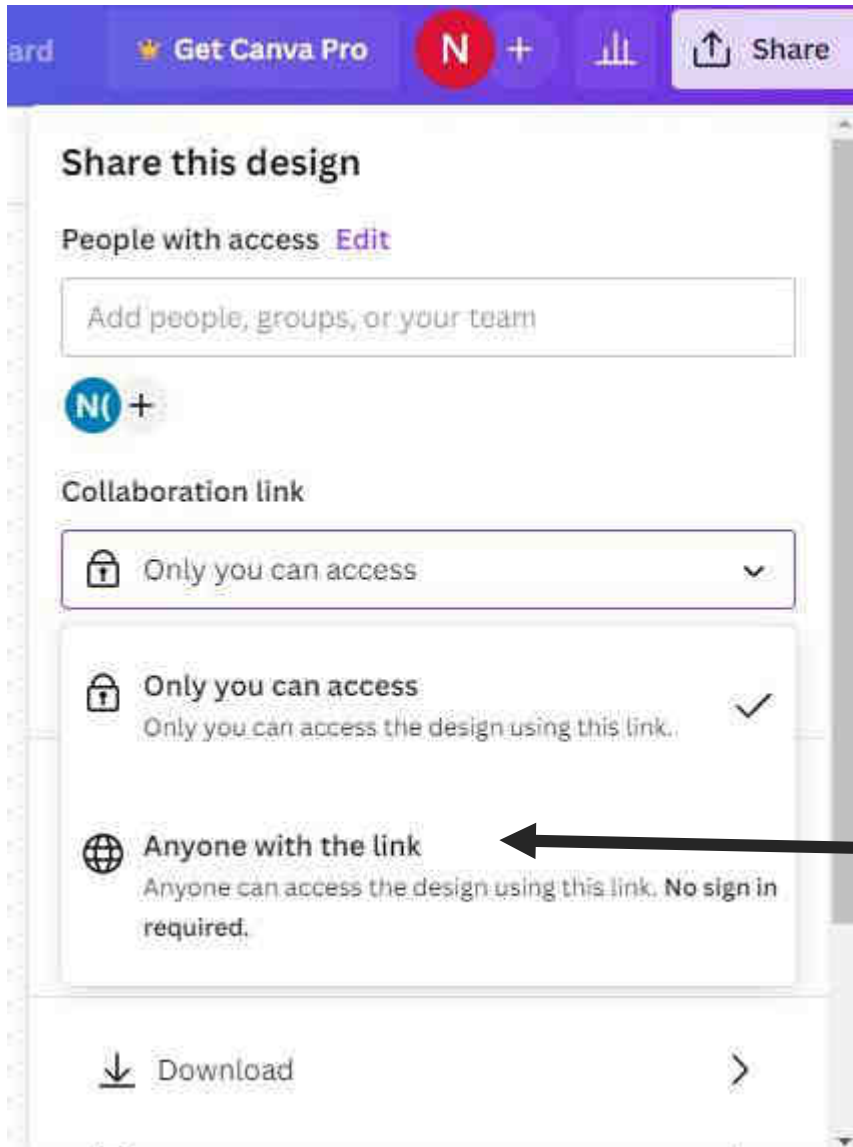


9. Take a snip of the final output and paste in a word file. Write two lines about your experience working with the project.
10. Save the word file as Name_ClassSec_SSO
11. Submit in teams under assignment tab by the submission date.

Collaboration:-

- One member of the group should start the storyboard.
- Click share button on the right top corner.
- Select anyone with the link from the dropdown named as collaboration link and share the link with other two members in your group.

- Each member should design at least two panel of the story that include both image and text. Each storyboard should have total 6 panels
- Once all members completed their portion submit your project by following steps 9 to 11 from To do section.



Resources:-

<https://www.mygov.in/staysafeonline/#:~:text=During%20India's%20presidency%20of%20G20,media%20platforms%20and%20rapid%20adoption>

<https://www.canva.com/create/storyboards/>

RUBRICS FOR EVALUATION:-

| Criteria | Marks: 4 | Marks: 3 | Marks: 1 |
|--|---|--|---|
| <i>Originality of the story</i> (4) | Fresh, distinctive approach. It is highly imaginative or creative storyboard | Conveys some creative, imaginative, or insightful ideas in the storyboard | Reflects few creative, substantive, or imaginative ideas out of the ordinary storyboard |
| Content alignment with Topic (4) | The content effectively demonstrates adaptability to the topic provided | The content somewhat demonstrates adaptability to the topic provided | The content did not demonstrate any adaptability to the topic provided |
| <i>Appropriate use of ICT Skill</i> (4) | The story board reflects the maximum use of suggested tools to get the desired output | The story board reflects the use of some suggested tools to show acceptable understanding | The story board reflects the use of few suggested tools to show acceptable understanding |
| Creativity and presentation Skill (4) | Was able to demonstrate maximum originality in the project and presented a well formatted document. | Was able to demonstrate originality in the project and presented a well formatted document. | Was able to portray the theme without any creativity and originality. |
| Collaboration (4) | Consistently stays focused on task. Effectively encourages and supports the efforts of the group as a whole | Focuses on the task, most of the time. Usually encourages and supports the efforts of the group as a whole | Rarely focuses on the task. Let's others do the work and rarely supports the efforts of the group as a whole. |

Theme: G 20**Integration: Bengali 3rd Language, IT, Bengali 2nd Language, Art****Learning Objectives:**

- Knowing the cultural history of India
- Understand the value of digitalization
- Clear concept of G 20
- Creative skill enhancement
- Writing Skill development

The Group of Twenty (G20) is the premier forum for international economic cooperation. It plays an important role in shaping and strengthening global architecture and governance on all major international economic issues. India holds the Presidency of the G20 from 1 December 2022 to 30 November 2023.

The G20 was founded in 1999 after the Asian financial crisis as a forum for the Finance Ministers and Central Bank Governors to discuss global economic and financial issues.

The G20 was upgraded to the level of Heads of State/Government in the wake of the global economic and financial crisis of 2007, and, in 2009, was designated the "premier forum for international economic cooperation".

The G20 Summit is held annually, under the leadership of a rotating Presidency. The G20 initially focused largely on broad macroeconomic issues, but it has since expanded its agenda to inter-alia include trade, sustainable development, health, agriculture, energy, environment, climate change, and anti-corruption.

The G20 Presidency is responsible for bringing together the G20 agenda in consultation with other members and in response to developments in the global economy.

As a part of your Sanskrit Project,

- Choose any 2 participating countries and mention their name, culture, specialty, mode of transport
- Present any 1 art form of those chosen country (digital)
- Use proper Title & Pictures
- Label all the pictures properly
- Make an introductory slide

Learning Outcome

At the end of the project, students should be able to understand the values and history of various places of India as well as understand the values to respect and uphold their culture and heritage. Students will also understand the core concept and importance of G 20.

Rubrics for Evaluation

| Skills | Competency | | | |
|---------------------------|--|---|--|---|
| | 4 | 3 | 2 | 1 |
| Content- (4) | All the parameters of the project must be met | Distribution of information in each parameter is not balanced | Not every area of the required subject is mentioned | Incomplete work |
| Research -(4) | The history, culture of India reflected properly | The history is present but Cultural information is missing | The information is not supported by authentic document | Project gone in wrong direction |
| Creativity - (4) | Fundamental thinking in keeping with content | Lacks originality even though content is on par | Lack of uniformity in content and nomenclature | No Title |
| Art Integration -(4) | Innovative appropriate art presentation | appropriate cover ideas, nice artwork, inappropriate pictures | appropriate cover ideas missing art form is not shown | No introductory side or incomplete art presentation |
| Overall Presentation- (4) | Nice, clean presentation | Nice, clean presentation, lack of confidence | Untidy presentation | Spelling errors |

Topic: G 20 Summit 2023

G 20 is the global forum for international economic cooperation. It works on major issues related to the global economy such as international financial stability, climate change mitigation and sustainable development.

Project:

Give the following information:

1. When and where was the first G 20 summit held
2. How many member countries are there in G 20
3. Date and venue of G 20 in 2023
4. When G 20 was founded
5. What is the theme of India's G 20 Presidency
6. Full form of G 20

Projects will be group projects. French words should be used as much as possible along with attractive digital project.

Marks distribution:

1. Content – 10
2. Presentation – 5
3. Research work – 3
4. Neatness - 2

Learning objectives: General awareness of G 20

Learning outcomes: The students should be aware of lifestyle for environment.

Rubrics for Evaluation

| | 5 | 4 | 3 | 2 |
|-------------------|--|--|--|---|
| Content (5) | Perfectly understood the content and answered correctly | Has understood the content generally and has answered correctly but with one or two factual errors | Has a limited understanding of the content and has answered satisfactorily with more than two errors | Has not understood the content and has answered incorrectly |
| Presentation (5) | The presentation is exceptionally good | The presentation is good | The presentation is somewhat good | The presentation is basic |
| Research work (5) | Has done extensive research on the content and used the information properly | Has done research on the content and used the information precisely | Has done limited research and used the information satisfactorily | Has done little / no research and has lacked to use any information |
| Neatness (5) | Very neat along with attractive digital project. | Very neat along with digital project. | Neat along with digital project. | Neat but no digital project. |

विषय- (जी 20: स्वास्थ्य)

जी 20 का थीम (विषय) 'एक पृथ्वी, एक परिवार, एक भविष्य' एक स्वस्थ विश्व के निर्माण का प्रतिनिधित्व करता है। ई- संजीवनी और आयुष्मान भारत जैसी डिजिटल स्वास्थ्य योजनाएँ इसकी एक मुख्य कड़ी हैं। ऐसे ही स्वास्थ्य आपात स्थितियों से बचाव और निपटने की तैयारी और औषधि क्षेत्र में सहयोग को मजबूत करने के विषय में आपके विचार और सुझाव की जानकारी देते हुए एक सचित्र PPT बनाए।

Learning Objective

- स्वास्थ्य आपात स्थितियों की रोकथाम और तैयारी के प्रति जानकारी रखना।
- स्वास्थ्य नवाचार और समाधान जैसी स्वास्थ्य प्राथमिकताओं के प्रति जानकारी रखना।
- सृजनात्मकता का विकास।
- स्थितियों की परख तथा उपयुक्त भाषा-कौशल का विकास।

Learning Outcomes

- समसामयिक विषयों के प्रति जानकार हुए।
- स्वास्थ्य आपात स्थितियों की रोकथाम और तैयारी के प्रति जानकार हुए।
- स्वास्थ्य नवाचार और समाधान जैसी स्वास्थ्य प्राथमिकताओं के प्रति जानकार हुए।
- सृजनात्मकता का विकास हुआ।
- स्थितियों की परख तथा उपयुक्त भाषा-कौशल का विकास हुआ।

| मानदंड | 5 | 4 | 3 | 2 |
|--|--|--|---|---|
| विषय वस्तु की प्रभावी एवं सृजनात्मक अभिव्यक्ति (5) | विषय सामग्री से जुड़े तथ्य प्रयुक्त लेखों में सटीक एवं विषयानुरूप हैं। | एक या दो तथ्यात्मक त्रुटियों के अलावा अधिकांश तथ्य सही एवं विषयानुरूप हैं। | कुछ तथ्य विषयानुरूप हैं पर तीन से अधिक त्रुटियाँ पाई गई हैं। | प्रयुक्त लेखों में विषय सामग्री स्पष्ट नहीं है। |
| सचित्र प्रस्तुतिकारण (5) | अच्छे ढंग की तैयारी, टीम के सदस्यों का समन्वय सराहनीय, प्रस्तुतिकारण स्पष्ट एवं प्रभावी। | पर्याप्त तैयारी, टीम के सदस्यों का परस्पर सहयोग देखा गया। प्रस्तुति के दौरान स्पष्टता पाई गई पर प्रभावी नहीं हो पाई। | कुछ विद्यार्थी ही लेखन कार्य में सहयोग देने के लिए तैयार, टीम के सदस्यों में परस्पर सहयोग का अभाव देखा गया। लिखित अभिव्यक्ति में आत्मविश्वास की कमी पाई गई। | छात्र तैयार नहीं, टीम वर्क का अभाव एवं लिखित प्रस्तुति अस्पष्ट एवं विषयानुरूप नहीं। |
| तकनीक एवं इंटरनेट संसाधनों का रचनात्मक उपयोग, विषयानुरूप चित्र संकलन (5) | परियोजना के विषय की प्रभावी अभिव्यक्ति के लिए इंटरनेट से संकलित तथ्यों एवं तस्वीरों का अच्छा उपयोग। | परियोजना के विषय की अभिव्यक्ति के लिए इंटरनेट से संकलित तथ्यों एवं तस्वीरों का कुछ उपयोग। | इंटरनेट से संकलित तथ्यों एवं तस्वीरों, का उपयोग कम होने के कारण विषय की अभिव्यक्ति स्पष्ट तौर पर नहीं हो पाई। | इंटरनेट से संकलित तथ्यों एवं तस्वीरों का उपयोग नहीं होने के कारण विषयानुरूप अभिव्यक्ति नहीं हो पाई। |
| भाषा की उपयुक्तता/ समग्र प्रस्तुति (5) | प्रस्तुतीकरण में वाक्य विन्यास, वर्ण विन्यास एवं विराम चिह्न संबंधी त्रुटियों का न होना। सहज एवं बोधगम्य भाषा का उपयुक्त प्रयोग। परियोजना का समग्र प्रभाव दर्शकों के लिए रोचक और आकर्षक। | प्रस्तुतीकरण में वाक्य विन्यास, वर्ण विन्यास एवं विराम चिह्न संबंधी कुछ त्रुटियों का ही होना। विषय की सहज अभिव्यक्ति। परियोजना का समग्र प्रभाव दर्शकों का ध्यान आकर्षण करने के लिए पर्याप्त। | वाक्य विन्यास, वर्ण विन्यास एवं विराम चिह्न संबंधी त्रुटियों के कारण भाषा की उपयुक्तता का अभाव पाया जाना। परियोजना की समग्र प्रस्तुति को आकर्षक बनाने के लिए कुछ प्रयास किया गया। | वाक्य विन्यास, वर्ण विन्यास एवं विराम चिह्न संबंधी अत्यधिक त्रुटियों के कारण विषयानुरूप भाषा का प्रयोग न हो पाना। समग्र प्रस्तुति को रोचक बनाने के लिए विद्यार्थियों ने किसी प्रकार का प्रयास में अभाव। |

LAKSHMIPAT SINGHANIA ACADEMY
PROJECT PLAN-TERM 1
2023-24

Theme: G 20

Integration: Art, IT, Sanskrit 3rd Language, Bengali 3rd Language

Class: VII

Total: 20 Marks

Subject: Bengali 2nd Language

পরিয়ोजना কার্যের উদ্দেশ্যঃ

- ভারতীয় সংস্কৃতিকে জানা ও তার পূর্ব ইতিহাস বিষয়ে সচেতন হওয়া
- সৃজনশীলতার বিকাশ
- ভাষাশৈলীর বিকাশ
- ব্যবহারিক প্রয়োগক্ষমতার বৃদ্ধি
- ভাষার ব্যবহার ও বিচারশক্তির বিকাশ

G20 হল আন্তর্জাতিক অর্থনৈতিক সহযোগিতার প্রধান ফোরাম। এটি সমস্ত প্রধান আন্তর্জাতিক অর্থনৈতিক ইস্যুতে বৈশ্বিক স্থাপত্য এবং শাসন গঠন এবং শক্তিশালীকরণে গুরুত্বপূর্ণ ভূমিকা পালন করে। ভারত 1 ডিসেম্বর 2022 থেকে 30 নভেম্বর 2023 পর্যন্ত G20-এর প্রেসিডেন্সি ধরে রেখেছে।

G20 শীর্ষ সম্মেলন প্রতি বছর একটি পালক্রমে প্রেসিডেন্সির নেতৃত্বে অনুষ্ঠিত হয়। G20 প্রাথমিকভাবে অর্থনৈতিক বিষয়গুলির উপর দৃষ্টি নিবদ্ধ করেছিল, কিন্তু তারপর থেকে এটি বাণিজ্য, টেকসই উন্নয়ন, স্বাস্থ্য, কৃষি, জ্বালানি, পরিবেশ, জলবায়ু পরিবর্তন এবং দুর্নীতিবিরোধী বিষয়গুলির মধ্যে তার এজেন্ডা প্রসারিত করেছে। G20 প্রেসিডেন্সি অন্যান্য সদস্যদের সাথে পরামর্শ করে এবং বৈশ্বিক অর্থনীতির উন্নয়নের প্রতিক্রিয়া হিসাবে G20 এজেন্ডা একত্রিত করার দায়িত্ব পালন করে।

বর্তমানে G20 –এর মূল শ্লোগান- “এক পৃথিবী, এক পরিবার”। এই বিষয়কে মাথায় রেখেই বাংলা পরিয়ोजना কার্য রূপে একটি প্রচারপুস্তিকা (Digital) প্রস্তুত কর যার বিষয়বস্তুতে থাকবে,

- G20 তে অংশগ্রহণকারী দেশগুলির মধ্যে থেকে যে কোন দুটি দেশের সংক্ষিপ্ত পরিচয়
- সেই দেশগুলির নানা বৈচিত্র, সংস্কৃতি, ইতিহাস, যাতায়াতের উপায়
- দেশদুটির যে কোন একটি শিল্পকলার প্রদর্শন
- উপযুক্ত প্রচ্ছদ (Cover) ও শিরোনাম (title)
- প্রাসঙ্গিক চিত্র

পরিয়ोजना কার্যের কাঙ্ক্ষিত ফলাফলঃ

পরিয়ोजना কার্যের দ্বারা শিক্ষার্থীরা ভারতের ঐতিহ্য, সংস্কৃতি ও তার প্রাচীন ইতিহাস সম্পর্কে পরিচিত হতে পারবে। ভবিষ্যতের ভারতীয় নাগরিক হিসাবে তাদের দায়িত্ব, কর্তব্যপালনের বিষয়ে আরও বেশি সচেতন হবে। এছাড়াও জি ২০ বিষয়ে আরো ভালভাবে অবহিত হবে।

Evaluation Rubrics

| Skills- দক্ষতা | Competency – যোগ্যতা | | | |
|--------------------------------|---|---|--|------------------------|
| | 4 | 3 | 2 | 1 |
| Content (4 marks) | সকল বিষয় সঠিক ভাবে লেখা হবে এবং প্রতিটি ক্ষেত্র আলাদা ভাবে প্রতিফলিত হবে | ঐতিহ্যের ইতিহাসের উল্লেখ থাকলেও বিধি নিষেধের উল্লেখ অপ্রতুলতা | প্রয়োজনীয় বিষয়ের প্রতিটি ক্ষেত্রের উল্লেখ নেই | অসম্পূর্ণ কাজ |
| Research (4 marks) | ঐতিহ্যের ইতিহাসের স্পষ্ট ও যথাযথ উল্লেখ | প্রয়োজনীয় বিষয়ের অসম উল্লেখ | প্রয়োজনীয় বিষয়ের অনুপস্থিতি | ভুল পদ্ধতি বেছে নেওয়া |
| Creativity (4 marks) | বিষয়বস্তুর সাথে সমতা বজায় রেখে মৌলিক চিন্তাশীলতা | বিষয়বস্তুর সাথে সমতা বজায় থাকলেও মৌলিকতার অভাব | বিষয়বস্তু ও নামকরণে সমতার অভাব | নামকরণের অনুপস্থিতি |
| Art Integration (4 marks) | পরিচ্ছন্ন কাজ, উপযুক্ত প্রচ্ছদ ভাবনা, উপযুক্ত শিল্পভাবনা | উপযুক্ত প্রচ্ছদ কার্যের অপ্রতুলতা, সৃজনশীলতার অভাব | উপযুক্ত প্রচ্ছদের অভাব | প্রচ্ছদের অনুপস্থিতি |
| Overall Presentation (4 marks) | সুন্দর, পরিচ্ছন্ন উপস্থাপনা | সুন্দর, পরিচ্ছন্ন উপস্থাপনা, কার্যে আত্মবিশ্বাসের অভাব | কার্যে পরিচ্ছন্নতার অভাব | বানান ভুলের বাহুল্য |

LAKSHMIPAT SINGHANIA ACADEMY

**CLASS-VII
GERMAN 3RD LANGUAGE
PROJECT TERM -I (2023-24)**

Total Marks:20

Learning objective: Wie Deutschlands Vergangenheit das heutige Deutschland und seine Rolle in globalen Angelegenheiten beeinflusst

(How Germany's past impacts modern-day Germany and its role in global affairs)

Learning Outcome: Verständnis der G20 und wie Deutschlands Geschichte seine aktuelle Position in globalen Angelegenheiten geprägt hat

(Comprehensive understanding of the G20 and how Germany's history has shaped its current position in global affairs)

Theme: G 20

Integrated with Social Science

Instruction: -

Mach eine Präsentation über „G20 und die Auswirkungen der deutschen Geschichte auf die Gegenwart“

(Make a presentation on G20 and the Impact of Germany's History on the present world)

Die folgenden Informationen enthalten

(include the following information)

Wo fand der G20-Gipfel das letzte Mal statt?

(Where did G20 summit occur the last time)

Die Geschichte Deutschlands und seine gesellschaftlichen Entwicklungen und wie sie die Position des Landes in globalen Angelegenheiten geprägt hat.

(History of Germany, and its social developments, and how it has shaped the country's position in global affairs.)

Die Geschichte und Ziele der G20 und analysieren die Rolle Deutschlands als Mitglied dieser Gruppe..

(the history and goals of the G20 and analyze Germany's role as a member of this group..).

Wie kann Indien davon profitieren?

(How can India benefit from that)

Dies sollte ein Gruppenprojekt sein

(This should be a group project)

Stell die Informationen in einem Video/PPT mit relevanten Bildern und Informationen .

(Compile the information in a video/PPT with relevant pictures and information)

Die Präsentation kann in Englisch / Deutsch erfolgen

(The presentation can be made in English / Deutsch)

Erwähne die Websites, die zum Sammeln von Daten verwendet wurden!

(Mention the websites which has been used for acquiring data)

Einreichen

(Submit)

| | 8 | 6 | 4 | 2 |
|----------------------------------|---|---|---|--|
| Research work(6) | - | Dependent on quality of information | Dependent on quality of information | Dependent on quality of information |
| Quality of information(6) | - | Met with the most important information | Not all the information are very important | Incomplete or irrelevant information |
| Overall presentation(8) | Proper presentation with the links used for research, Relevant decoration, properly furnished with the presenter's name class section and roll number | Presentation with the links used for research, Relevant decoration, not properly furnished with the presenter's name class section and roll number. | Presentation with the links used for research, Not so relevant decoration, properly furnished with the presenter's name class section and roll number | Presentation without the links used for research, not so relevant decoration, not properly furnished with the presenter's name class section and roll number |

विषय- (जी-20: लोगो डिज़ाइन) logo design

भारत सदैव से ही विकास की नई कहानियाँ गढ़ता आया है। जी-20 के 2023 की अध्यक्षता के दौरान भारत ने इसी कड़ी को आगे बढ़ाते हुए 'हील इन इंडिया' कार्यक्रम का उद्घाटन किया है। अपने देश के द्वारा विश्व बंधुत्व के इस नवल प्रयास को प्रोत्साहन देते हुए 'हील इन इंडिया' कार्यक्रम के महत्व को दर्शाते हुए एक logo design कीजिए।

Learning Objective

- विश्व बंधुत्व के महत्व और विशेषता के प्रति जानकारी रखना ।
- समसामयिक विषयों के प्रति जानकारी रखना।
- सृजनात्मकता का विकास।
- स्थितियों की परख तथा उपयुक्त भाषा-कौशल का विकास।

Learning Outcomes

- विश्व बंधुत्व के महत्व और विशेषता के प्रति जानकार हुए ।
- समसामयिक विषयों के प्रति जानकार हुए।
- सृजनात्मकता का विकास हुआ।
- स्थितियों की परख तथा उपयुक्त भाषा-कौशल का विकास हुआ।

RUBRICS FOR EVALUATION

| मानदंड | 5 | 4 | 3 | 2 |
|--|--|---|---|---|
| विषय वस्तु की प्रभावी एवं सृजनात्मक अभिव्यक्ति (5) | विषय सामग्री से जुड़े तथ्य प्रयुक्त लेखों में सटीक एवं विषयानुरूप है। | एक या दो तथ्यात्मक त्रुटियों के अलावा अधिकांश तथ्य सही एवं विषयानुरूप है। | कुछ तथ्य विषयानुरूप है पर तीन से अधिक त्रुटियाँ पाई गई हैं। | प्रयुक्त लेखों में विषय सामग्री स्पष्ट नहीं है। |
| सचित्र प्रस्तुतिकारण (5) | अच्छे ढंग की तैयारी, टीम के सदस्यों का समन्वय सराहनीय, प्रस्तुतिकरण स्पष्ट एवं प्रभावी। | पर्याप्त तैयारी, टीम के सदस्यों का परस्पर सहयोग देखा गया। प्रस्तुति के दौरान स्पष्टता पाई गई पर प्रभावी नहीं हो पाई। | कुछ विद्यार्थी ही लेखन कार्य में सहयोग देने के लिए तैयार, टीम के सदस्यों में परस्पर सहयोग का अभाव देखा गया। लिखित अभिव्यक्ति में आत्मविश्वास की कमी पाई गई। | छात्र तैयार नहीं, टीम वर्क का अभाव एवं लिखित प्रस्तुति अस्पष्ट एवं विषयानुरूप नहीं। |
| तकनीक एवं इंटरनेट संसाधनों का रचनात्मक उपयोग, विषयानुरूप चित्र संकलन (5) | परियोजना के विषय की प्रभावी अभिव्यक्ति के लिए इंटरनेट से संकलित तथ्यों एवं तस्वीरों का अच्छा उपयोग। | परियोजना के विषय की अभिव्यक्ति के लिए इंटरनेट से संकलित तथ्यों एवं तस्वीरों का कुछ उपयोग। | इंटरनेट से संकलित तथ्यों एवं तस्वीरों, का उपयोग कम होने के कारण विषय की अभिव्यक्ति स्पष्ट तौर पर नहीं हो पाई। | इंटरनेट से संकलित तथ्यों एवं तस्वीरों का उपयोग नहीं होने के कारण विषयानुरूप अभिव्यक्ति नहीं हो पाई। |
| भाषा की उपयुक्तता/ समग्र प्रस्तुति (5) | प्रस्तुतीकरण में वाक्य विन्यास, वर्ण विन्यास एवं विराम चिह्न संबंधी त्रुटियों का न होना। सहज एवं बोधगम्य भाषा का उपयुक्त प्रयोग। | प्रस्तुतीकरण में वाक्य विन्यास, वर्ण विन्यास एवं विराम चिह्न संबंधी कुछ त्रुटियों का ही होना। विषय की सहज अभिव्यक्ति। | वाक्य विन्यास, वर्ण विन्यास एवं विराम चिह्न संबंधी त्रुटियों के कारण भाषा की उपयुक्तता का अभाव पाया जाना। | वाक्य विन्यास, वर्ण विन्यास एवं विराम चिह्न संबंधी अत्यधिक त्रुटियों के कारण विषयानुरूप भाषा का प्रयोग न हो पाना। |

| | | | | |
|--|--|--|---|---|
| | परियोजना का समग्र प्रभाव दर्शकों के लिए रोचक और आकर्षक । | परियोजना का समग्र प्रभाव दर्शकों का ध्यान आकर्षण करने के लिए पर्याप्त। | परियोजना की समग्र प्रस्तुति को आकर्षक बनाने के लिए कुछ प्रयास किया गया। | समग्र प्रस्तुति को रोचक बनाने के लिए विद्यार्थियों ने किसी प्रकार का प्रयास में अभाव। |
|--|--|--|---|---|

LAKSHMIPAT SINGHANIA ACADEMY

PROJECT (TERM-I)

2023-24

THEME: G 20

Integration: Hindi, Social Science, IT, Sanskrit, Art

CLASS- VII

SUBJECT : BENGALI 3rd LANGUAGE

FULL MARKS – 20

২০২৩ সালে G-20 সম্মেলনের আয়োজক দেশ হিসাবে উঠে এসেছে ভারতের নাম। বিদেশ মন্ত্রক ঘোষণা করেছে, ২০২৩ সালের G-20 সম্মেলন আয়োজন করতে চলেছে ভারত। ৯ এবং ১০ সেপ্টেম্বর নয়াদিল্লিতে অনুষ্ঠিত হবে এই সম্মেলন।

ভারত তার সভাপতিত্বে G20 শীর্ষ সম্মেলন সহ ২০০ টিরও বেশি বৈঠকের আয়োজন করবে। বিদেশ মন্ত্রকের মতে, ভারত ১লা ডিসেম্বর ২০২২ থেকে ৩০ নভেম্বর ২০২৩ পর্যন্ত এক বছরের জন্য G20-সভাপতিত্ব গ্রহণ করবে।

ভারতের G20 প্রেসিডেন্সির লক্ষ্য হল সদস্য রাষ্ট্রগুলির সাংস্কৃতিক বৈচিত্র্যকে লালন করা, প্রচার করা এবং অন্তর্ভুক্ত করা। এর ফলে তৈরী হবে সুন্দরভাবে বেঁচে থাকার জন্য এক মনোরম সমাজ।

কার্যক্রমের উদ্দেশ্য - এই কার্যক্রমের সাহায্যে তোমরা G-20 সম্মেলনের অংশগ্রহনকারী দেশগুলির শিল্পকলা বিষয়ে জানবে। তোমরা বুঝতে পারবে শিল্পকলা কিভাবে নানা দেশের মানুষকে কাছাকাছি নিয়ে আসে।

কি করতে হবে -

১) G-20 সম্মেলনের অংশগ্রহনকারী ২০টি দেশের মধ্যে যেকোন ২টি দেশের ২টি করে শিল্পকলা (নাচ, গান, অভিনয়কলা, চিত্রকলা) বিষয়ে জানবে। **2 MARKS**

২) বেছে নেওয়া দেশদুটির কোন অঞ্চলে সেই শিল্পকলাগুলি জনপ্রিয়? **2 MARKS**

৩) ওই শিল্পকলাগুলির দুইজন বিখ্যাত শিল্পীর নাম? **2 MARKS**

৪) ভারতবর্ষের সংস্কৃতি মন্ত্রণালয় মধ্যপ্রদেশের খাজুরাহতে G-20 সম্মেলনের সাংস্কৃতিক ওয়ার্কিং কমিটির সভা আয়োজন করেছিল ২২ থেকে ২৫শে ফেব্রুয়ারী ২০২৩। এই সভায় ওই দুইজন শিল্পীকে আমন্ত্রণ করবার জন্য একটি ই-মেল রচনা করবে। CE ক্লাসে শেখা ই-মেল লেখার বিন্যাস (format) ব্যবহার করবে। **4 MARKS**

৫) উপস্থাপনা

8 MARKS

৬) গবেষণা

2 MARKS

কার্যক্রমের ফলাফল - এই কার্যক্রমের সাহায্যে তোমরা -

১) G-20 সম্মেলনের অংশগ্রহনকারী ২০টি দেশের শিল্পকলা বিষয়ে জানবে। তোমরা বুঝতে পারবে শিল্পকলা কিভাবে নানা দেশের মানুষকে কাছাকাছি নিয়ে আসে।

২) বেছে নেওয়া দেশদুটির কোন বিশেষ অঞ্চল বিষয়ে জানবে।

৩) জানতে পারবে G-20 সম্মেলনে অংশগ্রহনকারী দেশগুলি কোন কোন মহাদেশে আমরা দেখতে পাই।

৩ দুইজন বিখ্যাত শিল্পীর নাম জানবে।

৪) সঠিকভাবে ই-মেল রচনা করতে শিখবে।

৫) পরিচ্ছন্নভাবে, অর্থপূর্ণ তথ্য সমেত, সুন্দর রঙের ব্যবহার করে ও গুছিয়ে তোমার কাজটি পরিবেশন করতে পারবে।

৬) দলগতভাবে কাজ করতে পারবে।

কিভাবে কার্যক্রমটি করবে -

- দলগতভাবে কাজ করবে।
- কার্যক্রমটি ডিজিটালি করবে।
- PowerPointএ করবে - ১০টি (10) স্লাইডের বেশী স্লাইড ব্যবহার করা যাবেনা।

SELF EVALUATION RUBRIC

| নির্ণায়ক | সাফল্যের মাপ পুরোটা/ অনেকটা/ কিছুটা/ ভালোভাবে কাজ করিনি |
|---|---|
| ১) G-20 সম্মেলনের অংশগ্রহনকারী ২০টি দেশের শিল্পকলা বিষয়ে জেনেছি। বুঝতে পেরেছি শিল্পকলা কিভাবে নানা দেশের মানুষকে কাছাকাছি নিয়ে আসে। | |
| ২) বেছে নেওয়া দেশদুটির কোন বিশেষ অঞ্চল বিষয়ে জেনেছি। | |
| ৩) জানতে পেরেছি G-20 সম্মেলনে অংশগ্রহনকারী দেশগুলি কোন কোন মহাদেশে আমরা দেখতে পাই। | |
| ৩ দুইজন বিখ্যাত শিল্পীর নাম জেনেছি। | |
| ৪) সঠিকভাবে ই-মেল রচনা করতে শিখেছি। | |
| ৫) পরিচ্ছন্নভাবে, অর্থপূর্ণ তথ্য সমেত, সুন্দর রঙের ব্যবহার করে ও গুছিয়ে আমাদের কাজটি পরিবেশন করতে পেরেছি। | |
| ৬) দলগতভাবে কাজ করতে পেরেছি। | |

TEACHER EVALUATION RUBRICS

| | 10 | 8 | 5 | 2 |
|--|---|--|---|--|
| Content (10 Marks) <ul style="list-style-type: none"> • Correctly identify • Art forms from member countries • The region/ province of the target countries where the art forms belong to. • Name of famous artistes from the selected art form • Framing an email invitation for the artistes | <p>All information correct. The emails have been correctly framed</p> | <ul style="list-style-type: none"> • Error in the region/ province of the target countries where the art forms belong to – rest of the content is correct | <ul style="list-style-type: none"> • Correctly identified 1 art form from 2 member countries • The region/ province of the target countries where the art forms belong to is not correct for any one. • Name of 2 famous artistes mentioned, but does not represent the selected art form • Error in format | <p>Answers written but none of the parameters fulfilled</p> |
| Creativity and Art Integration – Presentation (8 Marks) <ul style="list-style-type: none"> • Appropriately designed Cover Slide • Use of background and foreground colour makes reading the slides easy and enjoyable • Pictures placed aesthetically • Neat presentation • Appropriate title | | <p>The project exhibits that at least 4 and more criteria are met</p> | <p>3 criterion of the presentation are met</p> | <p>Only 2 or less criteria of the project are present</p> |
| Research (2 Marks) | | | | <p>All 4 aspects are well researched and sources mentioned</p> |