

**LAKSHMIPAT SINGHANIA ACADEMY**





**OPEN BOOK PROJECT**

**SESSION: 2025 – 2026**

**TERM: 1**

**CLASS - V**

**THEME: THE J.K. LEGACY**

-  All projects to be done individually by the students.
-  Instructions given by each subject teacher to be read carefully and followed accordingly.
-  While doing the projects students can take guidance from their parents but the work must be presented in their own handwriting. All illustrations and models must be made by the students themselves.
-  Hard copies of projects must be submitted to the respective subject teachers by **7<sup>th</sup> July 2025**.

**ENGLISH****CLASS – V****FULL MARKS - 20**

- 
- Read the instructions carefully.
  - Refer to the internet to gather information but you must write the matter in your own words.
  - You may either draw and colour or stick relevant pictures.
  - Ensure your project is neat and presentable.
- 

**THEME: THE J. K. LEGACY****LEARNING OBJECTIVES**

After the completion of the project students will be able to -

- learn about the positive impact of the J.K. Singhanian family and feel inspired by their legacy
  - reflect on their actions and describe how they can help others in their own way
  - develop writing and presentation skills
  - express ideas clearly in a short paragraph format.
  - encourage values of kindness, empathy, and responsibility
- 

**Celebrating 140 Years of Giving: The J.K. Singhanian Legacy**

For 140 years, the J.K. Singhanian family has been working to help people and make communities better. Their story is not just about building businesses, but about creating chances for people to succeed in education, healthcare, and other areas of life.

The Singhanian family set up schools and colleges, like the Sulochana Devi Singhanian School and J.K. Institute of Education, so that children could get a good education and have a brighter future. They understood that good health is important for a good life. That's why they supported the building of hospitals and healthcare programs to help people get the medical care they need. They also worked to make sure people who were struggling could get help, whether it was food, education, or job training. The family's vision has always been about helping others and lifting communities.

As a student at one of the schools started by this amazing family, you must be proud to be part of a community that cares about helping others and making the world a better place.

## **WHAT YOU NEED TO DO –**

Now, to **spread the message of kindness and helping others, you have decided to design a pamphlet**. Your pamphlet will celebrate 140 years of the J.K. Singhanian family's legacy of helping others. It will also show how you have been inspired to help too!

**Your pamphlet will include the following:**

- A cover page that includes a suitable title/heading, your name, class, section and roll no. You may decorate it with drawings, symbols of kindness, or illustrations related to the legacy of the J.K. Singhanian family.
- A short paragraph explaining how the J.K. Singhanian family has helped others for 140 years. (Mention their contribution in the fields of education, health, and the environment.)
- Your reflection on how being a student at a school started by the Singhanian family makes you feel proud and one thing you've done to help others, inspired by the Singhanian family.
- A message encouraging others to help, just like the Singhanian family does.
- relevant pictures/illustrations

Note: You can either make a bi-fold or tri-fold pamphlet using half a chart paper or use 2-3 A4 sheets and staple them together. Use either white or light-coloured chart paper/sheet.

Before you begin working on your project, refer to the following link(s) to explore the Singhanian family's contributions and legacy:

<https://www.jkorg.in/>

<https://www.youtube.com/watch?v=5WW06HI1fPQ>

## **LEARNING OUTCOME**

At the end of the project, students should be able to identify the importance of helping others by learning about the Singhanian family's contributions to society. They will be able to express their understanding by designing a creative pamphlet.

**RUBRIC**

<b>CATEGORY</b>	<b>4</b>	<b>3</b>	<b>2</b>	<b>1</b>
<b>Inclusion of required elements (title, reflection, message, etc.)</b>	All required elements are clearly included and effectively presented.	Most required elements are included, but one or two might be unclear.	Some required elements are missing or incomplete.	Many required elements are missing or not addressed.
<b>Writing Skill – vocabulary, grammar and Spellings</b>	Used grammatically correct sentences with little to no error. Used proper and related vocabulary with negligible spelling errors.	Used sentences with partial grammatical errors. Used related vocabulary with one to two spelling errors.	Used sentences with quite a few grammatical errors. Limited use of vocabulary with three or more spelling errors.	Sentences are grammatically incorrect. Did not use related vocabulary and has plenty of spelling errors.
<b>Connection to the Singhania Legacy</b>	The connection to the Singhania family's giving legacy is clearly explained and effectively incorporated.	The connection is explained but could be developed more deeply or clearly.	The connection to the Singhania family's legacy is unclear.	There is no clear connection to the Singhania family's legacy.
<b>Art Integration</b>	The illustrations were exceptionally done and shows creative and artistic expertise. The pictures used are relevant to the theme.	The illustrations were quite exceptionally done and shows some creative and artistic expertise. The pictures are moderately relevant to the theme.	The illustrations were average in its creative and artistic approach. The pictures are to some extent relevant to the theme.	The illustrations lack creative and artistic approach. The pictures are not relevant to the theme.
<b>Creativity and Presentation</b>	The pamphlet shows a high level of creativity and is visually appealing.	The pamphlet has some creative aspects and is somewhat neat in presentation.	The pamphlet shows limited creativity and is not neat in presentation.	The pamphlet lacks creativity, with little effort in the neatness of the presentation.

Class V

F.M. 20

Subject- Hindi 2<sup>nd</sup> Language

**TOPIC- जे.के ग्रुप कंपनी और भारत का विकास**

**उद्देश्य (Objectives)**

- कल्पनाशीलता का विकास
- रचनात्मकता का विकास
- भाषा शैली का विकास
- व्यावहारिक ज्ञान का विकास
- नैतिक मूल्यों का विकास
- औद्घोगिक विकास के प्रति जागरूकता
- भाषिक क्षमता और वैचारिक क्षमता का विकास



भारत के विकास की दिशा को मजबूती प्रदान करने वाली आधारशिला औद्योगिक और तकनीकी विकास की श्रृंखला है। इस कड़ी में जे.के. ग्रुप एक मशहूर और प्रतिष्ठित भारतीय ग्रुप है, जिसकी शुरुआत 1918 में हुई थी। यह ग्रुप सिंघानिया परिवार द्वारा चलाया जाता है, जिसमें लाला कमलापत सिंघानिया का खास योगदान रहा है। 'जे.के.' नाम जुगगीलाल और कमलापत के नामों के पहले अक्षरों को मिलाकर बनाया गया है। जे.के. ग्रुप का मुख्य मकसद है गुणवत्ता, नई तकनीक और सामाजिक जिम्मेदारी को बढ़ावा देना। यह कंपनी न सिर्फ भारत में बल्कि विदेशों में भी अपनी पहचान बना चुकी है। इसके कारखाने देश के अलग-अलग हिस्सों में फैले हुए हैं। यह कंपनी भारत के युवाओं को देश को बुलंदियों पर ले जाने की प्रेरणा का आधार है।

दिए गए लिंक की सहायता से कार्य कर सकते हैं-

फ्लो चार्ट का लिंक [https://youtube.com/shorts/c2wv1K82r\\_g?feature=shared](https://youtube.com/shorts/c2wv1K82r_g?feature=shared)  
<https://youtube.com/shorts/cUM0LHBI6GM?feature=shared>

JK GROUP की विरासत: सिंघानिया परिवार का सपना और सफलता

<https://acompanydetails.com/jk-group>

JK के स्वामित्व वाली कंपनियाँ और ब्रांड

<https://aliceblueonline.com/hindi/companies-and-brands-owned-by-jk-hindi/>

The Untold Story of JK Group

<https://www.youtube.com/watch?v=VcstB92sLQc>

### फ्लो चार्ट निर्माण      एकल परियोजना कार्य

परियोजना कार्य के लिए A4 साइज पेपर (रंगीन या सफ़ेद) का आवश्यकता अनुसार प्रयोग करें।  
परियोजना कार्य से जुड़े आवश्यक निर्देश-

फ्लो चार्ट    में निम्नलिखित बिंदुओं का समावेश होगा।--

- क) फ्लो चार्ट को एक आकर्षक शीर्षक अथवा नाम दें।
- ख) जे. के. समूह की विशेषता को दर्शाता दो स्लोगन होगा।
- ग) जे. के. ग्रुप कंपनी द्वारा स्थापित प्रथम कंपनी का चित्र चिपकाएँ और नाम लिखें।
- घ) उनके द्वारा स्थापित दो शैक्षणिक केंद्र का चित्र चिपकाएँ और नाम लिखें।
- ङ) जे. के. ग्रुप कंपनी के द्वारा स्थापित दो औद्योगिक केंद्र का नाम चित्र के साथ लगाएँ।
- च) जे. के. ग्रुप कंपनी के कर्मचारियों के लिए किये गए दो महत्वपूर्ण कदम को दो से तीन मुख्य बिंदुओं और चित्र के साथ प्रस्तुत करें।
- छ) फ्लो चार्ट में सिंघानिया परिवार के वंश-वृक्ष का निर्माण नाम व चित्र के साथ करें।
- ज) जे. के. ग्रुप कंपनी का लोगो ( LOGO ) बनाएँगे।
- झ) संक्षेप में लिखें कि जे. के. ग्रुप कंपनी से आपको क्या प्रेरणा मिली तथा देश के उज्ज्वल भविष्य के लिए आप क्या करेंगे? (तीन से चार वाक्यों में)

**अधिगम प्रतिफल (Learning Outcome)**

विद्यार्थी नई तकनीक, सामाजिक जिम्मेदारी, ग्राहकों का विश्वास, औद्योगिक और तकनीकी विकास, देश के प्रति अपने दायित्व को जानने में सक्षम होंगे।

**RUBRICS FOR CLASS 5 HINDI PROJECT(UT\_1)**

मानदंड	4	3	2	1
विषय-वस्तु का प्रभावी और सृजनात्मक वर्णन	विषय सामाग्री से जुड़े तथ्यों पर गहरा शोध और लेख में सटीक एवं विषयानुरूप वर्णन है।	एक या दो तथ्यात्मक त्रुटियों के अलावा अधिकांश तथ्य सही एवं विषयानुरूप हैं।	कुछ तथ्य विषयानुरूप हैं पर तीन से अधिक त्रुटियाँ पाई गई हैं।	प्रयुक्त लेखों में विषय सामाग्री स्पष्ट नहीं है।
कलात्मक क्षमता एवं चित्र संकलन	परियोजना के विषय की प्रभावी अभिव्यक्ति के लिए रंगों साज-सज्जा और तस्वीरों का अच्छा उपयोग।	परियोजना के विषय की प्रभावी अभिव्यक्ति के लिए रंगों साज-सज्जा और तस्वीरों का कुछ उपयोग।	परियोजना के विषय की प्रभावी अभिव्यक्ति के लिए रंगों साज-सज्जा और तस्वीरों का कम उपयोग।	परियोजना के विषय की प्रभावी अभिव्यक्ति के लिए रंगों साज-सज्जा और तस्वीरों का अच्छा उपयोग नहीं किया।
भाषा का प्रयोग	प्रस्तुतीकरण में वाक्य-विन्यास, वर्ण—विन्यास एवं विरामचिह्न संबंधी त्रुटियाँ न होना। सहज एवं बोधगम्य भाषा का उपयुक्त प्रयोग।	प्रस्तुतीकरण में वाक्य-विन्यास, वर्ण—विन्यास एवं विरामचिह्न संबंधी कुछ ही त्रुटियाँ का होना।	प्रस्तुतीकरण में वाक्य-विन्यास, वर्ण—विन्यास एवं विरामचिह्न संबंधी त्रुटियाँ के कारण भाषा की उपयुक्तता का अभाव पाया जाना।	प्रस्तुतीकरण में वाक्य-विन्यास, वर्ण—विन्यास एवं विरामचिह्न संबंधी त्रुटियाँ के कारण विषयानुसार भाषा का प्रयोग न हो पाना।
दिशा निर्देशों का पालन/ समयनिष्ठता	दिशा निर्देशों का कड़ाई से पालन एवं समयानुसार कार्य सम्पन्न होना।	अधिकांश निर्देशों का पालन एवं समयानुसार कार्य सम्पन्न होना।	बहुत कम दिशा निर्देशों का पालन एवं अतिरिक्त समय देने के पश्चात कार्य	दिशा निर्देशों का पालन एवं समयानुसार कार्य सम्पन्न न हो पाना।

			सम्पन्न होना।	
समग्र प्रस्तुति	परियोजना का समग्र प्रभाव रोचक और आकर्षक।	परियोजना का समग्र प्रभाव ध्यान आकर्षण के लिए पर्याप्त।	परियोजना की समग्र प्रस्तुति को आकर्षक बनाने के लिए कुछ ही प्रयास किया गया।	समग्र प्रस्तुति को रोचक बनाने के लिए विद्यार्थी ने किसी प्रकार का प्रयास नहीं किया।



**CLASS: V**  
**SUBJECT: Bengali 2<sup>nd</sup> Language**

**FULL MARKS: 20**

**The J K Legacy**

**পরিয়ोजना কার্যের উদ্দেশ্যঃ**

- আমাদের দৈনন্দিন জীবনে শিল্পের গুরুত্ব এবং তারা কীভাবে জাতি গঠনে সাহায্য করে তার বোধ
- সিংহানিয়াদের মতো ভারতীয় ব্যবসায়ী পরিবার এবং সমাজে তাদের অবদান সম্পর্কে জানা
- ব্যবসাগুলি কীভাবে কেবল অর্থ উপার্জন নয়, শিক্ষা এবং সামাজিক কাজে সহায়তা করে তার স্বীকৃতি
- সৃজনশীলতার বিকাশ
- ভাষাশৈলীর বিকাশ
- ব্যবহারিক প্রয়োগক্ষমতার বৃদ্ধি
- ভাষার ব্যবহার ও বিচারশক্তির বিকাশ

জে.কে. গ্রুপ (যাকে জে কে অর্গানাইজেশনও বলা হয়) ভারতের প্রাচীনতম এবং সবচেয়ে সম্মানিত শিল্প গোষ্ঠীগুলির মধ্যে একটি। এটি ১৯০০ সালের গোড়ার দিকে শুরু হয়েছিল এবং এখন একটি বৃহৎ ব্যবসায় পরিণত হয়েছে যা বিভিন্ন ধরনের পণ্য তৈরি করে। এর পথ চলা শুরু হয় লালা কমলাপত সিংহানিয়া এবং তার পরিবারের হাত ধরে।

জে.কে. নামটি জুগ্লীলাল এবং কমলাপতের প্রতীক, যারা এই সবকিছুর সূচনা করেছিলেন।

জে কে গ্রুপ আমাদের দেখায় যে কীভাবে কঠোর পরিশ্রম, সততা এবং সমাজের প্রতি যত্নশীলতার মাধ্যমে একটি পারিবারিক ব্যবসা বৃদ্ধি পেতে পারে। এটি তরুণ ভারতীয়দের বড় স্বপ্ন দেখতে এবং অন্যদেরও সাহায্য করতে অনুপ্রাণিত করে!

**বাংলা পরিয়ोजना কার্যের অঙ্গ হিসেবে,**

- একটি ফ্লো চার্ট প্রস্তুত কর, যার বিষয়বস্তুতে থাকবে,
- ১) জে কে গ্রুপের ব্যবসাগুলির মধ্যে যে কোন চারটির নাম ও তাদের স্থাপনাকাল
- ২) শিক্ষাক্ষেত্রে জে কে গ্রুপের যে কোন দুটি অবদান
- ৩) তোমার বিদ্যালয়ের প্রতিষ্ঠাতার নাম ও তার সংক্ষিপ্ত পরিচয়

৪) জে কে গ্রুপের কর্মচারীদের প্রতি কোম্পানি মালিকের দায়বদ্ধতার দুটি দৃষ্টান্ত

৫) প্রাসঙ্গিক শীর্ষক ও চিত্র

- জে কে গ্রুপকে আধার করে দুটি স্লোগান রচনা
- জে কে গ্রুপের লোগো অঙ্কন
- তোমার বিদ্যালয়ের প্রতিষ্ঠাতার সংক্ষিপ্ত বংশতালিকা
- পরিয়ोजना কার্যের শেষে তুমি কি শিখলে সে বিষয়ে অনধিক পঞ্চাশ শব্দে তোমার মনোভাবের বিবরণ

### কার্যের কাঙ্ক্ষিত ফলাফল:

পরিয়ोजना কার্যের দ্বারা শিক্ষার্থীরা কে জেকে অর্গানাইজেশন শুরু করেছিলেন এবং "জে.কে." এর অর্থ কী তা ব্যাখ্যা করতে পারবে। জেকে গ্রুপের অধীনে প্রধান কোম্পানিগুলির নাম এবং তারা কী কী উৎপাদন করে, শিক্ষা, স্বাস্থ্য এবং সামাজিক কাজের মাধ্যমে এই গ্রুপটি কীভাবে সমাজকে সাহায্য করে তা বর্ণনা করতে পারবে।

## RUBRICS

মানদণ্ড	4	3	2	1
বিষয়বস্তুর কার্যকরী ও সৃজনশীল বর্ণনা	পুস্তিকাতে বিষয়বস্তুর সাথে সম্পর্কিত তথ্য এবং সঠিক ও প্রাসঙ্গিক বর্ণনার উপর গভীর গবেষণা রয়েছে।	একটি বা দুটি বাস্তবিক ত্রুটি ছাড়া, বেশিরভাগ তথ্যই সঠিক এবং প্রাসঙ্গিক।	কিছু তথ্য প্রাসঙ্গিক কিন্তু তিনটির বেশি ত্রুটি পাওয়া গেছে।	ব্যবহৃত নিবন্ধগুলির বিষয়বস্তু স্পষ্ট নয়।
শৈল্পিক ক্ষমতা এবং চিত্র সংগ্রহ	প্রকল্পের থিমের কার্যকরী প্রকাশের জন্য রং, প্রপস, ফটোগ্রাফের ভালো ব্যবহার।	প্রকল্পের থিমের কার্যকরী প্রকাশের জন্য রঙ, প্রপস, ফটোগ্রাফের কিছু ব্যবহার	প্রজেক্টের থিমের কার্যকরী প্রকাশের জন্য রং, প্রপস এবং ছবির ন্যূনতম ব্যবহার	প্রকল্পের থিমের কার্যকরী প্রকাশের জন্য রং, প্রপস, ফটোগ্রাফ ব্যবহার করা হয়নি।
ভাষার ব্যবহার	উপস্থাপনায় সিনট্যাক্স, বানান এবং বিরামচিহ্নের ত্রুটির অনুপস্থিতি। সহজ ও বোধগম্য ভাষার যথাযথ ব্যবহার।	উপস্থাপনায় সিনট্যাক্স, বানান এবং বিরাম চিহ্ন সম্পর্কিত কয়েকটি ত্রুটি রয়েছে।	উপস্থাপনায় সিনট্যাক্স, বানান এবং বিরাম চিহ্ন সম্পর্কিত ত্রুটির কারণে ভাষার উপযুক্ততার অভাব খুঁজে পাওয়া।	উপস্থাপনায় বাক্য গঠন, বানান ও বিরাম চিহ্ন সংক্রান্ত ত্রুটির কারণে বিষয় অনুযায়ী ভাষা ব্যবহার করা যায়নি।
নির্দেশিকা / সময়ানুবর্তিতা মেনে চলা	নির্দেশিকাগুলি কঠোরভাবে অনুসরণ করা এবং সময়মতো কাজ শেষ করা।	বেশিরভাগ নির্দেশনা অনুসরণ করে এবং সময়মতো কাজ শেষ করে।	খুব কম নির্দেশিকা অনুসরণ এবং অতিরিক্ত সময় দেওয়ার পরে কাজ শেষ করা।	নির্দেশিকা অনুসরণ না করা এবং সময়মতো কাজ সম্পূর্ণ করা।
সামগ্রিক উপস্থাপনা	প্রকল্পের সামগ্রিক প্রভাব আকর্ষণীয় এবং মনোগ্রাহী	প্রকল্পের সামগ্রিক প্রভাব মনোযোগ আকর্ষণ করার জন্য যথেষ্ট।	প্রকল্পের সামগ্রিক উপস্থাপনা আকর্ষণীয় করার জন্য সামান্য প্রচেষ্টা করা হয়েছিল।	সার্বিক উপস্থাপনাকে আকর্ষণীয় করে তোলার কোনো চেষ্টাই দেখা যায়নি।

**MATHEMATICS****Class – V****F.M. 20**

- The project will be done individually.
- Kindly paste or draw minimum 5 pictures to enhance the presentation of your project. You may use the pictures given in the question paper.
- You may use colours wherever required.
- Make a cover page of your project mentioning the subject, topic, your name and class.

**THE JK LEGACY****Through this project, students will be able to:**

- learn more about the JK empire.
- use the mathematical operations to learn some numerical data about JK organization.
- plan their own business model using the information given.
- apply their creativity and imagination to complete the art work.
- develop critical thinking and problem-solving skills.

J.K. Organisation is multinational group head-quartered in India with a heritage of more than 125 years. The Group has multi-business, multi-product and multi-location operations, with its foot prints in various countries across the globe. It has overseas manufacturing operations in Mexico, Indonesia, Romania, Belgium, Portugal and UAE.

Products of the JK Group have a strong brand recall and enjoy a significant market share in their respective segments. The strong brand equity of the Group has been built through use of latest technologies, continuous research & development and innovation. The Organisation has set up highly reputed Research and Development Institutes in various fields.

Our academy, a premier institution offering secondary education has been committed to providing strong foundation to young minds for many years now. Our school won The Telegraph School of the Year in the past and the name has appeared in the top schools in Kolkata in leading school ranking surveys.



- I. The J.K. Organisation, a major Indian conglomerate, has a turnover of \$ 4.0 billion and a sales and service network of over 10,000 distributors and retailers. The organization was founded more than 100 years back. It has an estimated 40,000 employees and a revenue of ₹ 32,000 crore (US\$3.7 billion).

1) If 1 US \$ = ₹ 85 (approx). Then convert \$ 4 billion to rupees.

2) Decode the following clues to find out the founding year of J.K. Organisation.

- It is a 4 – digit number.
- The number formed by the first 2 digits (Thousands and Hundreds place) is a prime number that comes just before 20.
- Number at the Tens place is the unique number which is neither prime nor composite.
- Number at the Ones place is the 4<sup>th</sup> multiple of 2.

\_\_\_\_\_



JK Fenner India Ltd.



Umang Dairies Ltd.



Global Strategic Technologies Ltd.



JK Agri Genetics Ltd.



## II. CREATE YOUR OWN BUSINESS

Taking inspiration from our own management, the J.K. Organization, let us learn the basic requirements to start a business.

Congratulations on starting your own new business. I am your maths teacher and I will be your personal business assistant. Follow my directions and your business will be up and running in no time. Caring for the elderly is an important job that takes a lot of hard work. I bet the elderly in your neighbourhood will be glad to receive your help. Complete the steps given below to help your business running.

### 1) DO YOUR RESEARCH:

If you are going to start a business to help the elderly with the technical support required by them to do various tasks, you need to have as much knowledge as possible.



- I. Which are the three most important things that you need to know to start the business of helping the elderly in the neighbourhood with technical assistance?

1. \_\_\_\_\_
2. \_\_\_\_\_
3. \_\_\_\_\_

- II. How often will you be able to set up the help desk? (on how many days and for how many hours)

---



---



---

**2) PICK A LOCATION:**

It is time to find some space for your help desk. First calculate how much space will you need. Also, answer the questions below to determine the best location for your business.

**i.** How much space do you need?

If you plan to start the business with 15 volunteers from your locality. You will need 36 square foot per help desk with a chair and some space to move. How much space will you need to accommodate 15 volunteers?

_____	<b>X</b>	_____	<b>=</b>	_____
No. of volunteers		square foot per help desk		total square foot

**ii.** Location options:

LOCATION	AREA in SQUARE FOOT	PRICE PER SQUARE FOOT	TOTAL SALE PRICE (square foot x price per square foot)
A room in community hall IRIS of your society	300	₹ 800	300 x 800 = <u>₹ 2,40,000</u>
A room in community hall HIBISCUS of your society	400	₹ 850	₹ _____
A room in community hall LILY of your society	550	₹ 900	₹ _____

Which location best fits your needs?

---



---



---



---



---



---

Is the location that you chose the best deal?  
Give reason.

---



---



---



---



---

### 3) GET A LOAN



You don't have enough money to purchase your property, so you need to borrow some money from the bank. This is called a loan. Each of the bank below has agreed to loan you ₹ 5,00,000 to purchase your property and for some initial expenses. Complete the chart below and then use it to answer the questions.

BANK	MONTHLY PAYMENT	NO. OF PAYMENTS	TOTAL PAYMENT	LOAN INTEREST Total Payment - ₹ 5,00,000
National Bank	₹ 1000	560	₹ 5,60,000	₹ 5,60,000 - ₹ 5,00,000 <u>₹ 60,000</u>
The State Bank	₹ 1100	500	₹ 5,50,000	₹ _____
The City Bank	₹ 2000	270	₹ 5,40,000	₹ _____

In your budget, you have ₹1500 per month to spend on your loan payment? Which banks are offering loan within your budget?

---



---



---



---



---

Which bank will you choose to take loan? Give reason.

---



---




---



---



---



#### HINT

**INTEREST** – The fee for using someone else's money. Eg. if a person borrows money from a bank to buy a property, he or she pays back the amount plus the interest.

So, you would like to pay least interest!!



**4) PURCHASE THE EQUIPMENT**

You and your volunteers will be getting most of the equipment required from your homes. However, you need to buy a few things to start the help service. Let us get the best deal for one of the things required!



SPEEDO WIFI @ ₹ 400 per month



FAST TRACK WIFI @ ₹ 1600 for 5 months

I will choose \_\_\_\_\_ wifi because \_\_\_\_\_  
 \_\_\_\_\_  
 \_\_\_\_\_.

**5) PRICE YOUR SERVICES**

You plan to offer the help services, but some of the numbers are missing. Look at the services below and complete the chart to determine the profit that you will make after the services are offered and cost incurred.



SERVICE	PRICE (YOU QUOTED)	COST	PROFIT Price - Cost
Service at the location of the Help Centre	₹ 500	₹ 300	₹ _____
In – house service	₹ 750	₹ _____	₹ 250
Service at some other venue	₹ _____	₹ 850	₹ 150

**6) MARKET YOUR BUSINESS:**

Now it's time to stand out. Complete each section below to give your store a unique touch. Try to be creative. You need to attract people to your business.

**Create a business name** with not more than 2 -3 words.

(Catchy and easily pronounced names are always preferred.)

\_\_\_\_\_

**Create a logo.**

**Design a Business Card.** Things you would like to include – logo, name, phone number.



Use minimum 3 plane shapes to create the logo of your business.



**LEARNING OUTCOME:**

At the end of the project, students should be able to know some numerical data about the J.K. Organization. They should be able to use the basics of mathematical concepts to understand the basics of starting a business, the requirements to do the same which will make the financially more literate.

**MATHEMATICS PROJECT GRADING RUBRICS**

	<b>4</b>	<b>3</b>	<b>2</b>	<b>1</b>
<b>Maths Content</b>	Demonstrates a clear knowledge and application of maths skills.	Demonstrates a general knowledge and application of maths skills.	Demonstrates limited knowledge and application of maths skills.	Demonstrates no knowledge and application of maths skills.
<b>Maths Vocabulary</b>	Is able to analyze data and can answer precisely.	Is able to analyze the data but cannot use the correct vocabulary to answer precisely.	Shows limited knowledge of analyzing data and answering the questions asked.	Is not able to analyze data and answer the questions asked.
<b>Art Integration</b>	The concept in the submission is exceptionally creative and well-integrated with art.	The concept in the submission is creative and well-integrated with art.	The concept in the submission shows little creativity and integration with art.	The concept in the submission lacks creativity and integration with art.
<b>Content Accuracy</b>	All calculations are accurately done.	All calculations are somewhat accurately done.	Calculations are done with few errors.	Calculations are incorrectly done.
<b>Overall Presentation and Neatness</b>	The presentation is exceptionally attractive in terms of design, layout and neatness.	The presentation is acceptably attractive in terms of design, layout and neatness.	The presentation is little attractive in terms of design, layout and neatness.	The presentation is not attractive in terms of design, layout and neatness.

**SUBJECT: EVS****Class: V****FULL MARKS: 20****THEME: THE JK LEGACY****LEARNING OBJECTIVES**

Students will be able to:

- Know and learn about the various ways the JK organisation has helped towards a sustainable development and saving resources.
- Gain knowledge about the history of JK legacy and the rich culture that they have upheld in promoting growth and development of industries as well as human welfare in India.
- Appreciate the various industries set up by the JK group that are not only eco-friendly but sustainable as well.
- Experiential learning: observation and presentation skills by collecting information, making models, using the principle of tapping renewable resources.
- To identify ways in which big companies can help protect the Earth through practices like saving energy, recycling water, planting trees, and using solar and wind power.
- To encourage responsible thinking by helping students understand how businesses can grow while also caring for nature and people.
- Integrate the use of scientific principles and the art of making of eco-friendly industries through this project.

**Lala Kamlapat Singhania**

The JK Organisation, established in 1918 by Lala Juggilal Singhania and Lala Kamlapat Singhania, is a prominent Indian industrial conglomerate. The name 'JK' originates from the initials of its founders. By the mid-20th century, it had become India's third-largest industrial group, following the Birla and Tata conglomerates. Today, the organisation operates globally, with manufacturing facilities in countries

**Lala Juggilal Singhania**

JK Organisation has significantly invested in research and development across its subsidiaries like developing high-yield tree saplings, implemented advanced technologies like Waste Heat Recovery Systems, leading to a 14.77% reduction in Specific Energy Consumption, meeting 80% of its energy requirements through wind and solar power.

Here is what you will do in this Project, with the above information and a little research on your own:

You have been appointed as the Senior Project Manager of the new paper factory that they are building. You have to construct a series of solar panels to meet most of the electricity energy requirement to run this new factory.

**Q1.** Make a model of the solar panels for the factory using cardboard pieces, cartons, aluminium foil/ silver paper/black chart paper, stationery, etc to construct the solar plant. You can use your own creativity to improvise and design your own solar plant and display the set up along with the factory. (**Note: No real solar batteries must be used. Models must not be made by professionals.**)

The links for making the model are:

<https://www.youtube.com/watch?v=OMYYnQutW-c>

<https://www.youtube.com/watch?v=j6FoYfXi4IE&t=15s>

<https://www.youtube.com/watch?v=nRT2E1gU-AE>



With the above information and a little research work on your own **answer the following questions:** (You may do this on worksheet/ fabriano sheet. Also, provide a **cover page** for the same. Support your answers with **relevant pictures**)

### **BUILDING A GREENER FUTURE**

**Q2.** As part of its unwavering commitment to sustainability and social responsibility, JK Organisation has recently embarked on unique projects to help save the environment and contribute to protecting our planet. Name any 3 such projects that they have undertaken.

**Q3.** Apart from using solar panels to meet the electricity demand, what other renewable energy does JK Organisation use in their factories? Name any two more renewable resources that they have used.

**Q4.** Imagine you are the Head boy/Head girl and you want to make your school eco-friendly, what ideas would you borrow from the JK Organisation? Mention any 3 things/activities that you will tell the children to follow.

### **LEARNING OUTCOME**

At the end of the project the students:

- Will know and learn about the various ways the JK organisation has helped towards a sustainable development and saving resources.
- Will gain knowledge about the history of JK legacy and the rich culture that they have upheld in promoting growth and development of industries as well as human welfare in India.
- Will be able to appreciate the various industries set up by the JK group that are not only eco-friendly but sustainable as well.
- Will acquire experiential learning: observation and presentation skills by collecting information, making models, using the principle of tapping renewable resources.



- Will be able to identify ways in which big companies can help protect the Earth through practices like saving energy, recycling water, planting trees, and using solar and wind power.
- Will be encouraged to develop responsible thinking by understanding how businesses can grow while also caring for nature and people.
- Will learn to integrate the use of scientific principles and the art of building eco-friendly industries through this project.

### Some internet sites for reference:

<https://www.jkorg.in/index.php/group-profile>

<https://chatgpt.com/c/67fe34be-2578-8006-adc9-b5d4abe36ca4>

[https://jkpaper.com/csr/women-empowerment-2-2-2/?utm\\_source=chatgpt.com](https://jkpaper.com/csr/women-empowerment-2-2-2/?utm_source=chatgpt.com)

<https://jkpaper.com/jk-paper-environment/>

<https://growbilliontrees.com/pages/forest-by-jk-organisation>

<https://www.jkorg.in/index.php/environment>



**...THE ARCHITECTS OF DIVERSIFIED GROWTH  
.... THEIR VISION AND MISSION**




**Bharat Hari Singhania**  
President, J.K. Organisation

"Our founders believed in sustainable development and so apart from contributing to industrial growth we have always been committed to enhance the quality of life of people in general and cared for the social well-being of communities we work with."



**Sir Padampat Singhania**



**Lala Kailashpat Singhania**



**Lala Lakshmipat Singhania**



**RUBRICS****EVS 5 – OPEN BOOK PROJECT – UT1 (2025-2026)**

	<b>4</b>	<b>3</b>	<b>2</b>	<b>1</b>
<b>Content -</b> Accuracy and understanding of the theme	Demonstrates a clear understanding of the theme. The content is concise and accurate.	Demonstrates an adequate understanding of the theme. The content is adequately concise and accurate.	Demonstrates limited understanding of the theme. The content is somewhat accurate.	Demonstrates no understanding of the theme. The content lacks accuracy.
<b>Creativity and Originality - Art integration</b>	The submission reflects originality and is exceptionally creative and well-integrated with Art.	The submission reflects originality to some extent and is adequately creative and integrated with Art.	The submission is somewhat creative and displays little integration with Art. Shows little originality.	The submission lacks creativity and integration with Art. Originality is lacking.
<b>Research Work</b> – Use of technology and media (links provided)	Accessed suggested media and employed technology exceptionally for research work.	Accessed suggested media and employed technology adequately for research work.	Suggested media was somewhat accessed. Research work was inadequate.	Suggested media was not accessed at all. Research work is lacking.
<b>Guidelines followed with timely submission</b>	Guidelines have been strictly followed. The project was submitted on time.	Most of the instructions have been followed. The project was submitted on time.	Followed very few guidelines. The project was submitted beyond time.	Guidelines have not been followed. The project was submitted beyond time.
<b>Overall Presentation –</b> Layout of the project	Presentation includes relevant pictures/drawings to support the content.  The presentation is exceptionally attractive and appealing in terms of design, layout and neatness.	Graphics used in the presentation support the content to some extent. The presentation is quite attractive in terms of design, layout and neatness.	Graphics are somewhat related to the content. Some attempt has been made to make the presentation somewhat attractive.	Graphics are not related to the content at all. Little or no effort has been made to make the presentation attractive.

## SOCIAL SCIENCE

CLASS V

FULL MARKS - 20

---

### Instructions:

- Read the instructions carefully and do the research work using the links provided.
- Refer to the internet to gather information but write the matter in your own words and be creative.
- Draw or stick relevant and colourful pictures.
- Make sure your project is neat, creative, and interesting.

---

### Theme: THE J. K. LEGACY

### LEARNING OBJECTIVES:

#### After the completion of the project students will be able to -

- ✓ know about the rich legacy of J.K. Organisation
- ✓ know about the different subsidiaries and their manufacturing plants
- ✓ know about their various products
- ✓ know about the different states and countries in which they have their manufacturing units
- ✓ develop a sense of curiosity and observation skills
- ✓ apply critical thinking skills while completing the project
- ✓ use their creative skills while making the poster
- ✓ hone their map pointing skills

---

The J.K. Organisation is a multinational group head-quartered in India with a heritage of more than 125 years. The Group has multi-business, multi-product and multi-location operations in India, with its foot prints also in various countries across the globe. Our project will focus on the subsidiaries of this organisation and its commitment towards the society.





### **WHAT YOU NEED TO DO:**

1) **Design a Project File:** Use the given links to find out about J.K.Organisation and its subsidiaries (under the 'Businesses' tab in the first link).

<https://www.jkorg.in/>

[https://en.wikipedia.org/wiki/J. K. Organisation](https://en.wikipedia.org/wiki/J._K._Organisation)

Now choose **any 4 subsidiaries** of this organisation. Design a **project file** (using A4 size light coloured fabriano sheets) based on your research on the following points. Use one page for each subsidiary. Draw or paste suitable pictures.

- Name of the subsidiary
- Logo of the subsidiary
- 2 to 3 lines on the subsidiary
- Location of their manufacturing plants
- Products of the subsidiary

2) **Map Pointing Activity:** Take a political outline map of India. Mark 5 states in India where the manufacturing plants of this organization are located. Support your map with a key. Attach it to your project file.

3) **Poster Making:** J.K. Tyre believes in making tyres with the focus on road safety. Imagine that the company is launching a road safety campaign. Design a colourful poster, on behalf of the company, which advises people on safe driving practices. Use catchy slogans, illustrations and short messages. Do it on a light coloured fabriano sheet and attach it to your project file.

### **LEARNING OUTCOMES:**

#### **After the completion of the project students were able to -**

- ✓ know about the rich legacy of J.K. Organisation
- ✓ know about the different subsidiaries and their manufacturing plants
- ✓ know about their various products
- ✓ know about the different states and countries in which they have their manufacturing units
- ✓ develop a sense of curiosity and observation skills
- ✓ apply critical thinking skills while completing the project
- ✓ use their creative skills while making the poster and hone their map pointing skills

RUBRIC

CATEGORY	4	3	2	1
<b>Content -</b> Accuracy and understanding of the theme	Demonstrates a clear understanding of the theme. The content is concise and accurate.	Demonstrates an adequate understanding of the theme. The content is adequately concise and accurate.	Demonstrates limited understanding of the theme. The content is partially accurate.	Demonstrates very little understanding of the theme. The content lacks accuracy.
<b>Creativity and Originality -</b> Art integration	The submission reflects originality and is exceptionally creative and well- integrated with Art.	The submission reflects originality to some extent and is adequately creative and integrated with Art.	The submission is average in its creative appeal and originality. Displays little integration with Art.	The submission lacks creativity, originality and integration with Art.
<b>Guidelines followed with timely submission</b>	Guidelines have been strictly followed. The project was submitted on time.	Most of the instructions have been followed. The project was submitted on time.	Followed very few guidelines. The project was submitted beyond the stipulated timeframe.	Guidelines have not been followed. The project was submitted way beyond the stipulated timeframe.
<b>Skill- Map Pointing</b>	Map pointing is done very neatly and accurately. The map is supported by a correct key.	Map pointing is done neatly and correctly. The map is supported by a correct key.	Map pointing lacks accuracy and neatness. The map is supported by a key.	Map pointing is done in an untidy way and lacks accuracy. The map is partly or not supported by a key.
<b>Overall Presentation and Neatness</b>	Exceptionally neat in presentation and the layout of the project is par excellence.	Neatly presented and the layout of the project is remarkably done.	Somewhat neat in the overall presentation and the layout of the project.	Untidy presentation and lacks proper layout of the project.

Class: V

Subject: Computer Education

Full Marks: 10

### Project topic: The JK Legacy

---

**Learning Objectives:** By the end of this project, students will be able to:

- Research and collect data from real-life sources.
- Understand how to present information in a structured table.
- Explore the basic idea of data organization using Excel (story-based).
- Express thoughts creatively using text and art.

JK Group is a well-known company in India that makes many useful products for our daily life. They produce paper, cement, tires, textiles, and even seeds for farming. The group has many factories and offices across the country. JK Group is also known for using modern technology in their work. Their products help in building homes, studying, traveling, and growing food.



*“Meet Riya the Record Keeper”*

*Riya is a curious student who loves collecting things – stickers, shells, even chocolate wrappers! One day, her teacher shows her a magic tool called MS Excel, where she can keep her collections safe in rows and columns, like a digital shelf.*

*With MS Excel, Riya learns to make tables – just like the one she used to track her sticker colors. Each row is a new item and each column tells more about it – color, size, place found, etc.*

*Now it's your turn to be like Riya and create a table about your favourite JK product! (Create a similar type of table on paper)*

**Complete your project with the help of following guidelines:** Use A4 sheet paper with proper border.

- Collect your data:** To complete this project, you need to choose any one product of the JK group and collect information such as the name of the product, the company name (from the JK Group), its use in daily life, and why they like it. They can gather this information by talking to parents or elders, checking product labels at home (like JK Paper, JK Tyre, etc.), or by using safe online sources with the guidance of an adult.
- Give a suitable title to your table:** Make it colorful
- Present in form of following table :**

Product Name	Company	Use in Daily Life	Reason I Like It	Creative Decoration of logo
--------------	---------	-------------------	------------------	-----------------------------

- d) **Campaigning poster of the JK product:** Design a creative poster to promote the chosen JK product using drawings, slogans, and colors.
- e) **Conclusion** by answering the following open ended question.  
*If you were the manager of a JK company, what new product would you like to introduce and why?*
- f) **Bibliography:** Students should list sources like websites/books/ acknowledge their research honestly at the end of the sheet.

### **Submission process**

Present your project in an A4 size fabiano paper (light colored) and submit to your subject teacher on the submission data mentioned earlier. Do not forget to mention Name class/Sec Subject and Roll number at the top of the paper

**Learning Outcomes:** After completing this project, students will be able to:

- Identify and describe a product from the JK Group.
- Create a table to organize collected information.
- Relate their learning to how data is handled in computer software like Excel.
- Present the project creatively on an A4 sheet.

Source link:

<https://thejkproducts.com/>

<https://jkproducts.us/>

### **Rubrics:**

Criteria	2.5	1.5	1
Research and Accuracy	Information is clearly researched and correct	Mostly correct with minor mistakes	Some errors in facts or unclear responses
Table Presentation	Data is neatly filled in the table with clear headings	Data mostly filled with headings	Incomplete table or unclear heading usage
Creativity & Design	Highly creative poster with colors, drawings, and slogan	Good effort in drawing and design	Minimal creativity, simple or unclear design
Excel Concept (Story)	Shows clear understanding of Excel use through story or explanation	Some understanding shown	Very limited or unclear explanation

**3<sup>RD</sup> LANGUAGE-BENGALI****CLASS – V****F. M.- 10**

Make a cover page of your project mentioning the subject, topic, your name, class and section.

Write your answers in A4 size sheets mentioning the question number correctly. Do not copy the questions.

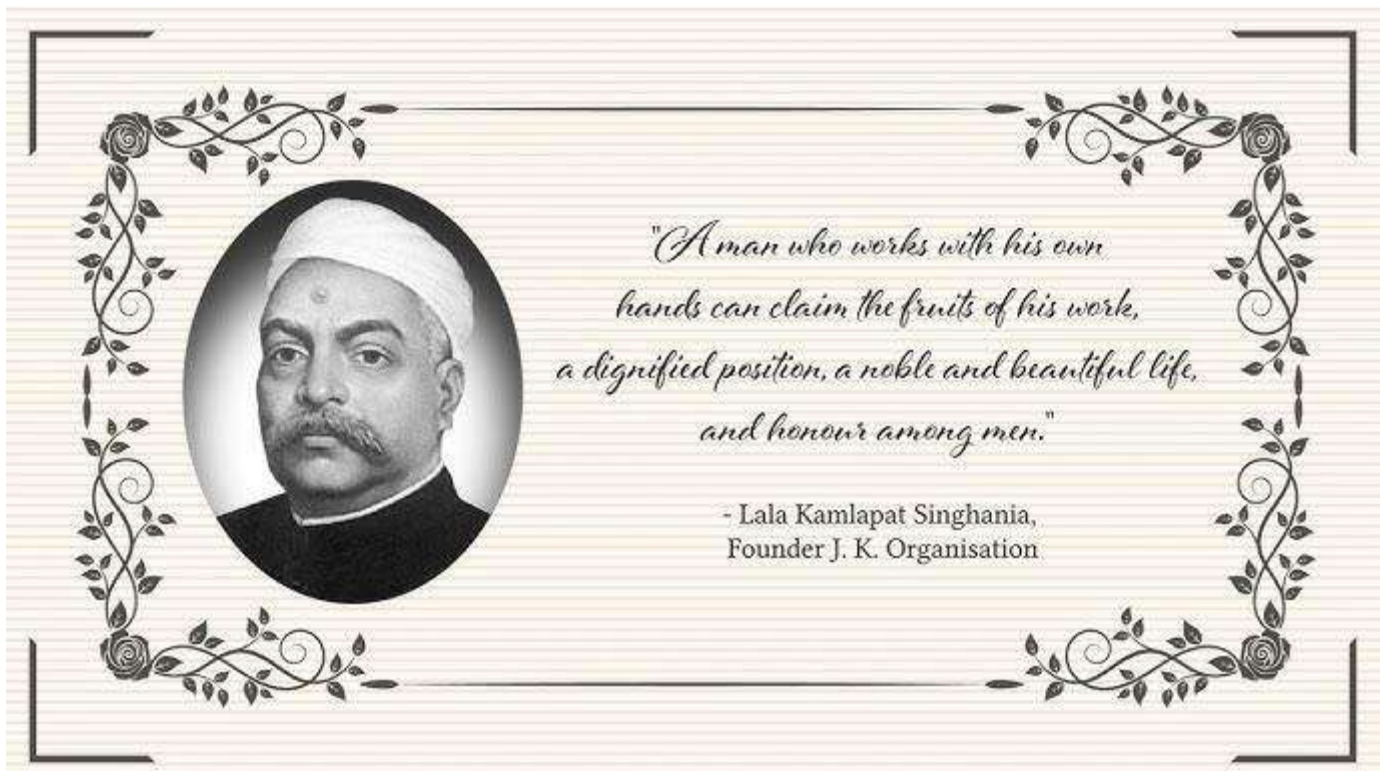
**THE J K LEGACY****LEARNING OBJECTIVES**

Through this project, students will be able to:

- Gain knowledge about the J K Legacy.
- Students will get to learn more about the various J K industries.
- Students will be able to recognize and write letters in Bengali.
- Enhance their art and craft skills through the hands-on activity.

**THE J K LEGACY**

The Singhanian family's legacy in the J.K. Organisation is one of entrepreneurial spirit, philanthropy, and a commitment to education and social development. Founded by Lala Kamlapat Singhanian, the JK Organisation has grown into a large Indian conglomerate with diverse business interests and a strong focus on building a responsible society.



Lala Kamlapat Singhanian, along with his father Seth Juggilal, founded the J.K. Organisation, which has since diversified into various sectors like paper, cement, tires, textiles, and healthcare.





- I. The JK Organisation, owned by the Singhania family, makes various products like cement, tyres and paper. Their brands, such as JK Cement and JK Tyre, are well-known in India. They operate in different industries, contributing to the country's economy. Here are a few well known products manufactured by JK Industries:

- ❖ Paper - কাগজ
- ❖ Tyre - টায়ার
- ❖ Spices - মসলা
- ❖ Cement - সিমেন্ট
- ❖ Milk - দুধ
- ❖ Paneer - পানির
- ❖ Sugar - চিনি
- ❖ Ghee – ঘী

You will be required to:

- Identify the products from the given pictures.
- Take a print out of the images and paste it on a Fabriano sheet.
- Write the names of the products in Bengali from the list given.

1.



2.





3.



4.



5.



6.

II. As a student of Lakshmi Pat Singhania Academy, you will be making wrist bands to honour the J.K. Legacy. You will be required to do the following:

(a) Feature the J.K. logo in Bengali on the dial of the wrist band. The term 'J.K.' is given in Bengali with missing letters. Fill in the missing letters and write the same on your wrist band: জোঁকোঁ

(b) Decorate the band with images related to the J.K. Legacy.

Paste the band on a Fabriano sheet and attach the page at the end of your project.

---

## LEARNING OUTCOMES:

- Students were able to learn about the J K Empire and it's legacy.
- They were able to recognise Bengali letters and write it.
- Students exhibited critical thinking in identifying the images.
- Students completed the hands-on activity with creativity showcasing their art skills.

**BENGALI 3rd LANGUAGE**  
**CLASS V**  
**OPEN BOOK PROJECT – UT 1 (2025-2026)**

	5	4	3	2	1
Content – Accuracy and understanding of the theme	Demonstrates a clear understanding of the theme and the content is written in an accurate and exemplary manner without any error.	Demonstrates an adequate understanding of the theme, the content is well written with some spelling errors.	Demonstrates a partial understanding of the theme, the content lacks accuracy.	Demonstrates a vague understanding of the theme, the content lacks accuracy.	Demonstrates no understanding of the theme, the content lacks accuracy.
Creativity, art integration and overall presentation	The project is presented in an exceptionally creative manner and is well integrated with art with extensive use of relevant pictures and drawings. The submission demonstrates excellent design and layout and is presented in a neat and attractive manner.	The project is presented in a somewhat creative manner and is integrated with art with adequate use of pictures and drawings. The submission demonstrates good design and layout and is presented neatly.	The project is presented in an acceptable manner but is not well integrated with art with little use of pictures and drawings. The submission is acceptable in terms of design, layout and presentation.	The project is poorly presented and is not well integrated with art with very less use of pictures and drawings. The submission demonstrates poor design and layout and is not presented neatly.	The presentation is extremely poor and is not integrated with art with no use of pictures and drawings. The submission is untidy and demonstrates very poor design and layout.



**CLASS: V**  
**SUBJECT: Sanskrit 3<sup>rd</sup> Language**

**FULL MARKS: 10**

### **The J K Legacy**

#### **Learning Objectives:**

- Understand the importance of industries in our daily lives and how they help build the nation.
- Learn about Indian business families like the Singhanias and their contributions to society.
- Recognize how businesses support education and social work, not just earn money.
- Develop awareness of entrepreneurship, showing how big companies start from small beginnings.
- Use creative skills to present information through writing, drawing, or designing.
- Development of creativity
- Language development
- Increase in practical applicability
- Development of language use and judgment

The J.K. Group (also called JK Organisation) is one of India's oldest and most respected industrial groups. It was started in the early 1900s and has grown into a big business that makes many different products.

The group was founded by Lala Kamalpat Singhanian and his family.

The name J.K. stands for Juggilal and Kamalpat, the father and son who started it all. J K Group shows us how a family business can grow with hard work, honesty, and care for society. It inspires young Indians to dream big and help others too!

As a part of your Sanskrit Project,

- Draw your school logo and write the name of your school in Sanskrit
- Write a brief history of the founder of your school in Sanskrit
- Make a greeting card for a member of the J.K. Group with a picture of your choice that best represents your school.

#### **Learning Outcome**

1. Students will be able to explain who started the JK Organisation and what "J.K." stands for.
2. They will name the main companies under the JK Group and what they produce.
3. Describing how the group helps society through education, health, and social work.

4. Understanding the role of Indian businesses in the country's growth and development.
5. They will be able to present their learning confidently through a neat and creative project.

### Evaluation Rubrics

Skills	Competency				
	5	4	3	2	1
Content and overall presentation	All the parameters of the project must be met, Nice, clean presentation	Distribution of information in each parameter is not balanced, Nice, clean presentation, lack of confidence	Not every area of the required subject is mentioned, presentation is untidy	All the required details has not been mentioned or wrong information provided	Incomplete work and spelling errors
Creativity and Art Integration	Fundamental thinking in keeping with content. Appropriate and innovative artwork and nice presentation must be shown	Lacks originality even though content is on par. Nice presentation and innovative artwork must be there.	Lack of uniformity in content and nomenclature, artwork is not neat	Artwork is missing or pictures have not been labelled	No Title or artwork, incomplete presentation

## TOPIC- THE J.K. LEGACY

### LEARNING OBJECTIVES

Upon completion of the project, students would be able to:



- Apply their knowledge of Hindi Varnmala to a given task
- Enhance and strengthen their knowledge about the J.K company.
- Get to know about the history of the company
- Build individual research capacity


THE DETAILED INFORMATION OF GIVEN TOPIC FOR COMPLETION OF THE PROJECT IS GIVEN IN THE LINK BELOW:-

<https://www.youtube.com/watch?v=qPKbhb0plcU>

[https://www.youtube.com/watch?v=RC\\_IAmTUzoo](https://www.youtube.com/watch?v=RC_IAmTUzoo)

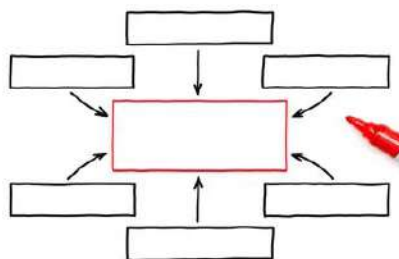
Q1. Identify the given items produced by the JK Company and write the first letter of each name in Hindi.





2. Draw a flowchart using the given helping points:

- A picture of the founder of the JK Company and write the first letter of his name in Hindi.
- The year in which the company was founded.
- A picture of the head office of the company and write the first letter of its name in Hindi.
- A picture of the founder of Lakshmipat Singhania Academy and the first letter of his name.
- Draw the logo of the JK company and colour it.
- Use an A4 size paper to do the same.
- An example of flow chart.



shutterstock.com • 187727351

LEARNING OUTCOMES:

इस परियोजना कार्य को करने के पश्चात् बच्चे जेके कंपनी के इतिहास तथा इसके प्रमुख उत्पादों से परिचित होंगे। वे हिन्दी वर्णमाला के उचित प्रयोग के बारे में जानेंगे तथा उनमें भाषिक क्षमता और वैचारिक क्षमता का भी विकास होगा।

**CLASS -V 3<sup>RD</sup> LANGUAGE Hindi Project -( THE JK LEGACY)**

**Evaluation Rubric (2025-26)**

मानदंड	4	3	2	1
विषय-वस्तु का प्रभावी और सृजनात्मक वर्णन	विषय सामाग्री से जुड़े तथ्यों पर गहरा शोध और अनुभवजन्य ज्ञान का प्रयोग करके चारों नाम को शुद्ध अक्षर के साथ पूर्ण करने पर।	एक या दो तथ्यात्मक त्रुटियों के अलावा अधिकांश तथ्य सही एवं विषयानुरूप हैं।	कुछ तथ्य विषयानुरूप हैं पर तीन से अधिक त्रुटियाँ पाई गई हैं।	प्रयुक्त लेखों में विषय सामाग्री स्पष्ट नहीं है।

कलात्मक क्षमता एवं चित्र संकलन	परियोजना के विषय की प्रभावी अभिव्यक्ति के लिए रंगों साजसज्जा - की सामग्री, तस्वीरों का अच्छा उपयोग।	परियोजना के विषय की प्रभावी अभिव्यक्ति के लिए रंगों साज-सज्जा की सामग्री , तस्वीरों का कुछ उपयोग।	परियोजना के विषय की प्रभावी अभिव्यक्ति के लिए रंगों साजसज्जा - की सामग्री, तस्वीरों का कम उपयोग।	परियोजना के विषय की प्रभावी अभिव्यक्ति के लिए रंगों साजसज्जा - की सामग्री, तस्वीरों का उपयोग नहीं किया गया ।
भाषा का प्रयोग	प्रस्तुतीकरण में - वर्ण—विन्यास संबंधी त्रुटियाँ न होना।	प्रस्तुतीकरण में वर्ण—विन्यास संबंधी कुछ ही त्रुटियाँ का होना।	प्रस्तुतीकरण में वर्ण—विन्यास त्रुटियाँ के कारण भाषा की उपयुक्तता का अभाव पाया जाना।	प्रस्तुतीकरण में वर्ण—विन्यास त्रुटियाँ के कारण विषयानुसार भाषा का प्रयोग न हो पाना।
दिशा निर्देशों का पालन/ समयनिष्ठता	दिशा निर्देशों का कड़ाई से पालन एवं समयानुसार कार्य सम्पन्न होना ।	अधिकांश निर्देशों का पालन एवं समयानुसार कार्य सम्पन्न होना।	बहुत कम दिशा निर्देशों का पालन एवं अतिरिक्त समय देने के पश्चात कार्य सम्पन्न होना।	दिशा निर्देशों का पालन एवं समयानुसार कार्य सम्पन्न न हो पाना।
समग्र प्रस्तुति	परियोजना का समग्र प्रभाव रोचक और आकर्षक।	परियोजना का समग्र प्रभाव ध्यान आकर्षण के लिए पर्याप्त।	परियोजना की समग्र प्रस्तुति को आकर्षक बनाने के	समग्र प्रस्तुति को रोचक बनाने के लिए विद्यार्थी ने

Name- ----- Sec- ----- Roll No.----- Class-V/Hindi3<sup>rd</sup> Language/ 2025-26

			लिए कुछ ही प्रयास किया गया।	किसी प्रकार का प्रयास नहीं किया।
--	--	--	--------------------------------	-------------------------------------