

LAKSHMIPAT SINGHANIA ACADEMY

OPEN BOOK PROJECT

SESSION: 2025 – 2026

TERM: 2

CLASS - V

THEME: WEST BENGAL – TAMIL NADU

- + All projects to be done in school.
- + Instructions given by each subject teacher to be read carefully.
- + Only research work required for the projects to be done at home.
- + No written work to be done at home for the projects.
- + Materials required for the projects to be brought by the group members.
- + All group members must participate actively in the execution of the projects.

ENGLISH**CLASS – V****FULL MARKS - 20**

- Read the instructions carefully.
- Refer to the internet to gather information but you must write the matter in your own words.
- You may either draw and colour or stick relevant pictures.
- Ensure your project is neat and presentable.

THEME: WEST BENGAL AND TAMIL NADU**LEARNING OBJECTIVES**

After the completion of the project, students will be able to -

- develop writing and communication skills
- appreciate and understand how the two states are distinct yet part of India's rich cultural diversity
- design a luggage tag that represents the special features and symbols of each state
- develop teamwork, research and presentation skills



India is a land of diverse cultures and traditions. **West Bengal**, the land of the Ganges, is famous for festivals like Durga Puja, its literary heritage with Rabindranath Tagore, Rabindra Sangeet, Baul songs, and delicious dishes like 'mishti doi' and 'rosogolla'.

Tamil Nadu, in the south, is known for its ancient temples, festivals like Pongal, classical music and Bharatanatyam dance, and cuisine such as 'idli', 'dosa', and 'sambar'. It

is also the home of the Tamil language, one of the oldest in the world.

Though different in culture and traditions, both states showcase India's rich diversity and unity.

WHAT YOU NEED TO DO – The class will be divided into 5 groups. Each group will do the following.

1. DIALOGUE WRITING

Imagine your group has been invited to watch a live talk show.

On stage are two great sports legends—Sourav Ganguly, the former Indian cricket captain from West Bengal, and Viswanathan Anand, the world chess champion from Tamil Nadu.

In this show, the two icons are interviewing each other. Through their friendly conversation, the audience learns about the culture, traditions, achievements, and uniqueness of their home states.

Your task is to present this conversation in the form of a dialogue, making it engaging and informative.

Guidelines to Follow:

1. Write in Dialogue Form

- Use names and colons, for example:
Sourav: Hello, I am Sourav Ganguly...
Anand: And I am Viswanathan Anand...

(The two legends can start by greeting each other in their own mother tongue.)

2. Keep it Friendly & Engaging

- Make the conversation sound natural.

3. Cover All Topics Given Below

- **Introductions** – Who are they? (The two personalities will introduce themselves in 1-2 sentences.)
- **Culture & Festivals** – One or two examples from each state.
- **Food** – At least one or two famous dishes from each state.
- **Sports & Achievements** – Their own achievements (in 2-3 sentences) and the sports played in their states.
- **Languages & Literature** – Rabindranath Tagore's writings, Satyajit Ray's films, Tamil language (one of the oldest in the world) etc.,
- **Art and Music of West Bengal** – Rabindra Sangeet, Baul folk songs, Carnatic music and Bharatanatyam dance
- **Conclusion** – A positive message about unity in diversity.

4. Length – Around **8–10 pairs** of dialogues.

5. Relevant pictures/illustrations

To create your dialogue writing, refer to the following questions.

- How will Sourav Ganguly and Viswanathan Anand introduce themselves?
- What are the famous festivals in West Bengal and in Tamil Nadu?
- What are the famous food items from West Bengal and Tamil Nadu?
- Which sport is West Bengal passionate about? Which sport made Tamil Nadu famous?
- How are the two states different in culture or food?
- What languages are spoken in the two states?
- Who are the famous writers and thinkers?
- What kind of music is popular?
- How will they end the show with a positive message?

Note: Use A4 sheets and staple them together. Use either white or light-coloured sheet. Do not forget to mention the class, section, team number and names of the team members.

LUGGAGE TAG DESIGNING

Design a luggage tag as a gift for the two legends, Sourav Ganguly and Viswanathan Anand, incorporating elements and special symbols that represent their home states.

- Use a cardboard or thick sheet of paper. Give it a fun shape.
- Punch a hole in one corner for the string or ribbon.
- You may paste images of Howrah Bridge, Royal Bengal Tiger and draw Alpona, Kolam patterns, etc.,

Samples of a Luggage Tag



Before you begin working on your project, refer to the following link(s) to explore West Bengal and Tamil Nadu:

West Bengal – <https://www.youtube.com/watch?v=gLSa8-2bmyA>

Tamil Nadu – <https://www.youtube.com/watch?v=6RWTmulkXXg>

LEARNING OUTCOME

At the end of the project, students should be able to express themselves in writing, appreciate the unique cultures of West Bengal and Tamil Nadu, and showcase their creativity by making a luggage tag that reflects each state's special symbols. They will also learn to work together, conduct research, and present their ideas effectively.

RUBRIC

CATEGORY	4	3	2	1
Accuracy & Content	The dialogue and luggage tag fully cover all aspects of West Bengal and Tamil Nadu, including festivals, food, sports, art, music, language, and achievements. The information is accurate and well-researched.	Most aspects are covered and mostly accurate, with minor gaps or small research issues.	Some key aspects are missing or information is partially inaccurate; more research is needed.	Many key aspects are missing or inaccurate; lacks proper research.
Writing & Language	Dialogue is clear, fluent, and grammatically correct; vocabulary is appropriate and expressive; spelling is accurate.	Dialogue is mostly clear; minor grammatical, vocabulary, or spelling errors.	Dialogue has frequent errors in grammar, vocabulary, or spelling; readability is affected.	Dialogue is unclear, with many grammatical and spelling errors; vocabulary is limited.
Creativity & Presentation	Work shows a high level of creativity, is visually appealing, and engaging	Work shows good creativity; presentation is neat	Work shows limited creativity; presentation is average	Work lacks creativity; presentation is incomplete
Art Integration	Illustrations and decorations are exceptional, artistic, and highly relevant to the culture and landmarks of the states.	Illustrations are good, artistic, and mostly relevant to the states.	Illustrations show some effort, but relevance or artistic quality is limited.	Illustrations are minimal, unclear, or not relevant to the states.
Individual Participation	Always contributed to the project.	Contributed to the project most of the time.	Sometimes contributed to the project.	Did not contribute to the project.

Class-V
Subject- Hindi 2nd Language

F.M. 20

परियोजना कार्य से जुड़े उद्देश्य:-

- कल्पनाशीलता का विकास
- रचनात्मकता का विकास
- भाषा शैली का विकास
- व्यावहारिक ज्ञान का विकास
- नैतिक मूल्यों का विकास
- वैचारिक क्षमता का विकास
- व्यावहारिकता का ज्ञान
- देश के उज्ज्वल व गौरवशाली अतीत व साहित्य से परिचय



TOPIC- तमिलनाडु और पश्चिम बंगाल के साहित्यकार

साहित्य और साहित्यकार अपने देश की धड़कन को अपनी कृति द्वारा प्रतिबिंबित करते हैं। देश की भाषा, संस्कृति और समाज को सही मार्गदर्शन प्रदान करते हुए वैचारिक परिपक्वता को कालांतर में विकसित कर लक्ष्य की ओर अग्रसर

करते हैं। ये साहित्य ही वह आधारशिला है जिसकी मजबूत आधार का सहारा प्राप्त कर देश के नवनिहाल अपने सपने को बुनते हुए उसे यथार्थता की धरातल पर उतारते हैं। अतः हम देखते हैं कि भारत का हर राज्य कई महान साहित्यकारों की सृजनात्मक अवदानों से समृद्ध है। इस परियोजना कार्य द्वारा देश को आत्मनिर्भरता के क्षेत्र में अग्रसर करने वाले तमिलनाडु और पश्चिम बंगाल के साहित्यकारों के अवदानों की तुलना करेंगे।

दिए गए लिंक की सहायता से कार्य कर सकते हैं।

<https://hindi.soulveda.com/pustake/mashhur-lekhak-r-k-narayan-ki-lekhani-aur-unke-jeevan-ki-jhalak/>

https://www.youtube.com/watch?v=EZE45OjK_H4

<https://www.youtube.com/watch?v=L89n7nRgCXM>

<https://share.google/fojoyzhYFTY38hjhR>

सामूहिक परियोजना कार्य

1) प्लैश कार्ड निर्माण और नारा लेखन (slogan) (1/4 चार्ट पेपर और कार्ड बोर्ड)

विद्यार्थी पश्चिम बंगाल के प्रसिद्ध साहित्यकार रवींद्रनाथ टैगोर और तमिलनाडु के आर. के. नारायण की प्रसिद्ध कहानियों को दर्शाते हुए प्लैश कार्ड बनाएँगे। जिसमें निम्नलिखित बिंदुओं का समावेश होगा।-

- एक समूह किसी एक साहित्यकार की कहानियों को चुनेगा।
- समूह के प्रत्येक विद्यार्थी किसी एक साहित्यकार के किसी एक प्रसिद्ध कहानी पर आधारित प्लैश कार्ड बनाएँगे।
- कहानी से जुड़े चित्र चिपका कर उसका नाम लिखेंगे।
- प्लैश कार्ड में कहानी और कहानीकार नाम लिखेंगे।
- साहित्यकार अथवा उनकी कहानी के आधार पर एक नारा (स्लोगन) लिखेंगे।
- कहानी से प्राप्त उद्देश्य को भी प्लैश कार्ड में लिखेंगे।(एक वाक्य में)
- प्लैश कार्ड की प्रस्तुति और भाषा पर ध्यान रखें।

2) आशु भाषण

विद्यार्थी पश्चिम बंगाल के प्रसिद्ध साहित्यकार रवींद्रनाथ टैगोर और तमिलनाडु के आर. के. नारायण के उन कहानियों पर आशु भाषण के रूप में बोलेंगे, जिसका वे प्लैश कार्ड बनाएँगे। जैसे- सीख, पसंदीदा चरित्र, लेखक आदि।

टिप्पणी- दोनों साहित्यकारों की कुछ प्रमुख कहानियाँ -

रवींद्रनाथ टैगोर- काबुलीवाला, छुट्टी, तोता, माशी, द पोस्टमास्टर

आर. के. नारायण -पिता की मदद, गेटकीपर, चार रुपए, बरगद के पेड़ तले, पैतालिस रुपए महीने,

LEARNING OUTCOMES (अधिगम प्रतिफल)

इस परियोजना कार्य के माध्यम से विद्यार्थी दोनों राज्यों के साहित्यकार के साहित्य से परिचित हुए तथा इनकी मौखिक प्रस्तुति कर अपने वाचन कौशल को भी और समृद्ध कर पाएँ बच्चों को अपने देश के साहित्यिक महत्ता का ज्ञान मिला।

RUBRICS FOR CLASS 5 HINDI PROJECT(UT_3)

मानदंड	4	3	2	1
विषय-वस्तु का प्रभावी और सृजनात्मक वर्णन	विषय सामाग्री से जुड़े तथ्यों पर गहरा शोध और लेख में सटीक एवं विषयानुरूप वर्णन है।	एक या दो तथ्यात्मक त्रुटियों के अलावा अधिकांश तथ्य सही एवं विषयानुरूप हैं।	कुछ तथ्य विषयानुरूप हैं पर तीन से अधिक त्रुटियाँ पाई गई हैं।	प्रयुक्त लेखों में विषय सामाग्री स्पष्ट नहीं है।
कलात्मक क्षमता एवं चित्र संकलन	परियोजना के विषय की प्रभावी अभिव्यक्ति के लिए रंगों तस्वीरों का अच्छा उपयोग।	परियोजना के विषय की प्रभावी अभिव्यक्ति के लिए रंगों तस्वीरों का कुछ उपयोग।	परियोजना के विषय की प्रभावी अभिव्यक्ति के लिए रंगों तस्वीरों का कम उपयोग।	परियोजना के विषय की प्रभावी अभिव्यक्ति के लिए रंगों तस्वीरों का उपयोग नहीं किया गया।
भाषा का प्रयोग	प्रस्तुतीकरण में वाक्य-विन्यास, वर्ण—विन्यास एवं विराम चिह्न संबंधी त्रुटियाँ न होना। सहज एवं बोधगम्य भाषा का उपयुक्त प्रयोग।	प्रस्तुतीकरण में वाक्य-विन्यास, वर्ण—विन्यास एवं विराम चिह्न संबंधी कुछ ही त्रुटियाँ का होना।	प्रस्तुतीकरण में वाक्य-विन्यास, वर्ण—विन्यास एवं विराम चिह्न संबंधी त्रुटियाँ के कारण भाषा की उपयुक्तता का अभाव पाया जाना।	प्रस्तुतीकरण में वाक्य-विन्यास, वर्ण—विन्यास एवं विराम चिह्न संबंधी त्रुटियाँ के कारण विषयानुसार भाषा का प्रयोग न हो पाना।

व्यक्तिगत स्तर पर दिशा निर्देशों का पालन/ समयनिष्ठता	व्यक्तिगत स्तर पर दिशा निर्देशों का कड़ाई से पालन एवं समयानुसार कार्य सम्पन्न होना।	व्यक्तिगत स्तर पर अधिकांश निर्देशों का पालन एवं समयानुसार कार्य सम्पन्न होना।	व्यक्तिगत स्तर पर बहुत कम दिशा निर्देशों का पालन एवं अतिरिक्त समय देने के पश्चात कार्य सम्पन्न होना।	व्यक्तिगत स्तर पर दिशा निर्देशों का पालन एवं समयानुसार कार्य सम्पन्न न हो पाना।
समग्र प्रस्तुति	परियोजना का समग्र प्रभाव रोचक और आकर्षक।	परियोजना का समग्र प्रभाव ध्यान आकर्षण के लिए पर्याप्त।	परियोजना की समग्र प्रस्तुति को आकर्षक बनाने के लिए कुछ ही प्रयास किया गया।	समग्र प्रस्तुति को रोचक बनाने के लिए विद्यार्थी ने किसी प्रकार का प्रयास नहीं किया।

CLASS: V
SUBJECT: Bengali 2nd Language

FULL MARKS: 20

West Bengal & TamilNadu

পরিয়ोजना কার্যের উদ্দেশ্যঃ

- রবীন্দ্রনাথ ঠাকুর ও আর.কে. নারায়ণের সাহিত্যিক অবদান বোঝা।
- পশ্চিমবঙ্গ ও তামিলনাড়ুর সাহিত্যিক পার্থক্য অনুধাবন করা।
- দলগত কাজের মাধ্যমে দক্ষতা অর্জন।
- বাংলা ভাষায় কথা বলা, পড়া ও উপস্থাপনা করার অভিজ্ঞতা অর্জন।
- সাহিত্যের মাধ্যমে সমাজ ও সংস্কৃতির প্রভাবকে বুঝতে পারা।
- সৃজনশীলতার বিকাশ
- ভাষাশৈলীর বিকাশ
- ব্যবহারিক প্রয়োগক্ষমতার বৃদ্ধি
- ভাষার ব্যবহার ও বিচারশক্তির বিকাশ

আমাদের দেশের প্রতিটি রাজ্যের নিজস্ব সংস্কৃতি, ভাষা ও সাহিত্য রয়েছে। পশ্চিমবঙ্গ ও তামিলনাড়ু দুইটি রাজ্য, যাদের সাহিত্য ও সাংস্কৃতিক ঐতিহ্য প্রচুর বিশিষ্ট। এই প্রকল্পের মাধ্যমে আমরা দুই মহান সাহিত্যিক—রবীন্দ্রনাথ ঠাকুর (পশ্চিমবঙ্গ থেকে) এবং আর.কে. নারায়ণ (তামিলনাড়ু থেকে)—তাদের সাহিত্যের ধরন এবং সমাজে তাঁদের প্রভাব সম্পর্কে জানব।

আমাদের নাটিকা শিরোনাম "যখন রবীন্দ্রনাথ ঠাকুর সাক্ষাৎ করলেন আর.কে. নারায়ণকে" লেখকদের ভাবনা ও সাহিত্যিক পার্থক্য তুলে ধরবে এবং কীভাবে তাদের সাহিত্য সমাজ ও সংস্কৃতিকে সমৃদ্ধ করে তা বুঝতে সাহায্য করবে। এছাড়া, আমাদের তৈরি করা কোলাজ সাহিত্য ও সংস্কৃতির মিলনকে চিত্রায়িত করবে।

এই প্রকল্প আমাদের বাংলা ভাষা ও সাহিত্যের প্রতি ভালোবাসা বৃদ্ধি করবে এবং আমাদের দেশের বিভিন্ন সাংস্কৃতিক বৈচিত্র্য সম্পর্কে সচেতন করবে।



বাংলা পরিয়ोजना কার্যের অঙ্গ হিসেবে,

১. **ফ্ল্যাস কার্ড নির্মাণ** - রবীন্দ্রনাথ ঠাকুর ও আর.কে. নারায়ণ-এর সাহিত্য অবলম্বনে দুটি কার্ড প্রস্তুত করতে হবে। কার্ডের বিষয়বস্তুতে দুই সাহিত্যিকের একটি করে সাহিত্যের নাম, সেই সম্পর্কিত ছবির পাশাপাশি সেই সাহিত্য বিষয়ে একটি বাক্য থাকবে।

২. **স্লোগান লিখন** - রবীন্দ্রনাথ ঠাকুর অথবা আর.কে. নারায়ণের সাহিত্য বিষয়ে একটি স্লোগান রচনা করতে হবে।

৩. **উপস্থাপনা**- শ্রেণির সামনে ভূমিকা সহ ফ্ল্যাস কার্ড পরিবেশন করবে। পরিশেষে কার্ড ও স্লোগানের বিষয়বস্তু, সংক্ষিপ্ত কাহিনী বুঝিয়ে বলবে।

কার্যের কাঙ্ক্ষিত ফলাফলঃ

পরিযোজনা কার্যের দ্বারা শিক্ষার্থীরা রবীন্দ্রনাথ ঠাকুর ও আর.কে. নারায়ণের সম্পর্কে তথ্য প্রকাশ করতে, পশ্চিমবঙ্গ ও তামিলনাড়ুর সাহিত্যের পার্থক্য চিহ্নিত করতে, দলবদ্ধ হয়ে বাংলায় লিখতে ও অভিনয় করতে, সৃষ্টি করতেই পারদর্শী হয়ে তাৎপর্যপূর্ণ স্লোগান তৈরি করতে, আত্মবিশ্বাসের সঙ্গে শ্রেণিতে উপস্থাপন করতে ও কাজের ব্যাখ্যা দিতে পারবে।

RUBRICS

মানদণ্ড	4	3	2	1
বিষয়বস্তুর কার্যকরী ও সৃজনশীল বর্ণনা	বিষয়বস্তুর সাথে সম্পর্কিত তথ্য এবং সঠিক ও প্রাসঙ্গিক বর্ণনার উপর গভীর গবেষণা রয়েছে।	একটি বা দুটি বাস্তবিক ত্রুটি ছাড়া, বেশিরভাগ তথ্যই সঠিক এবং প্রাসঙ্গিক।	কিছু তথ্য প্রাসঙ্গিক কিন্তু তিনটির বেশি ত্রুটি পাওয়া গেছে।	ব্যবহৃত নিবন্ধগুলির বিষয়বস্তু স্পষ্ট নয়।
শৈল্পিক ক্ষমতা এবং চিত্র সংগ্রহ	প্রকল্পের থিমের কার্যকরী প্রকাশের জন্য রং, প্রপস, ফটোগ্রাফের ভালো ব্যবহার।	প্রকল্পের থিমের কার্যকরী প্রকাশের জন্য রঙ, প্রপস, ফটোগ্রাফের কিছু ব্যবহার	প্রজেক্টের থিমের কার্যকরী প্রকাশের জন্য রং, প্রপস এবং ছবির ন্যূনতম ব্যবহার	প্রকল্পের থিমের কার্যকরী প্রকাশের জন্য রং, প্রপস, ফটোগ্রাফ ব্যবহার করা হয়নি।
ভাষার ব্যবহার	উপস্থাপনায় সিনট্যাক্স, বানান এবং বিরামচিহ্নের ত্রুটির অনুপস্থিতি। সহজ ও বোধগম্য ভাষার যথাযথ ব্যবহার।	উপস্থাপনায় সিনট্যাক্স, বানান এবং বিরাম চিহ্ন সম্পর্কিত কয়েকটি ত্রুটি রয়েছে।	উপস্থাপনায় সিনট্যাক্স, বানান এবং বিরাম চিহ্ন সম্পর্কিত ত্রুটির কারণে ভাষার উপযুক্ততার অভাব খুঁজে পাওয়া।	উপস্থাপনায় বাক্য গঠন, বানান ও বিরাম চিহ্ন সংক্রান্ত ত্রুটির কারণে বিষয় অনুযায়ী ভাষা ব্যবহার করা যায়নি।
নির্দেশিকা / সময়ানুবর্তিতা মেনে চলা	নির্দেশিকাগুলি কঠোরভাবে অনুসরণ করা এবং সময়মতো কাজ শেষ করা।	বেশিরভাগ নির্দেশনা অনুসরণ করে এবং সময়মতো কাজ শেষ করে।	খুব কম নির্দেশিকা অনুসরণ এবং অতিরিক্ত সময় দেওয়ার পরে কাজ শেষ করা।	নির্দেশিকা অনুসরণ না করা এবং সময়মতো কাজ সম্পূর্ণ করা।
সামগ্রিক উপস্থাপনা	প্রকল্পের সামগ্রিক প্রভাব আকর্ষণীয় এবং মনোগ্রাহী	প্রকল্পের সামগ্রিক প্রভাব মনোগ্রাহী আকর্ষণ করার জন্য যথেষ্ট।	প্রকল্পের সামগ্রিক উপস্থাপনা আকর্ষণীয় করার জন্য সামান্য প্রচেষ্টা করা হয়েছিল।	সার্বিক উপস্থাপনাকে আকর্ষণীয় করে তোলার কোনো চেষ্টাই দেখা যায়নি।

MATHEMATICS

Class – V

F.M. 20

TAMIL NADU & WEST BENGAL

Through this project, students will be able to:

- learn more about the culture and tradition of the beautiful southern state of Tamil Nadu.
- appreciate the contributions of the great mathematicians of these two states.
- revise and apply the concepts of multiples & factors, fractions, perimeter and shapes.
- apply their creativity and imagination to complete the art work.
- make a simple pie chart.
- develop critical thinking and problem-solving skills.

In the heart of South India lies **Tamil Nadu**, a tempting destination for travelers with its diverse blend of vibrant culture, rich history, and breathtaking landscapes. This state serves as a living museum of India's heritage, showcasing remarkable ancient Chola temples and awe-inspiring classical dance forms like Bharatanatyam. Its lush green landscapes, sun-kissed beaches, and undulating hills provide a varied natural tapestry to explore. The majestic temples, pristine beaches, and dynamic urban life of Chennai all await your exploration. Every moment spent in Tamil Nadu is a glimpse into a rich and diverse tapestry of Indian culture, ensuring a voyage of discovery that is truly unique.

West Bengal is a beautiful state in eastern India. It is known for its rich culture, history, and natural beauty. The capital city, Kolkata, is called the 'City of Joy' and is famous for its literature, art, and festivals. The state has the Himalayas in the north, the Bay of Bengal in the south, and fertile plains in between. People of West Bengal love music, dance, and especially sweets like *rasgulla* and *sandesh*. It is also home to famous personalities like Rabindranath Tagore and Swami Vivekananda. West Bengal is a land where tradition and modern life come together.

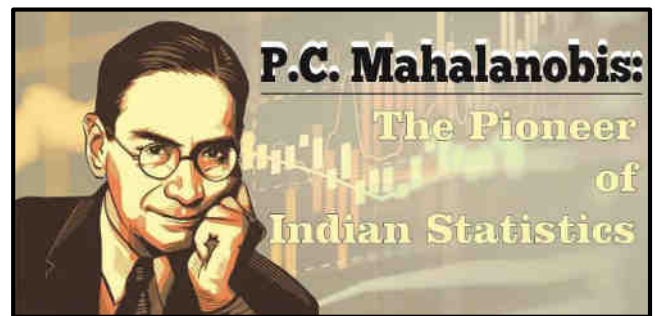
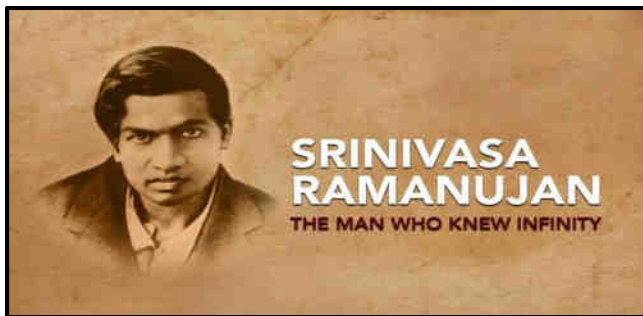


1. FAMOUS MATHEMATICIAN

Tamil Nadu and West Bengal have given India some of the world's greatest mathematicians. From Tamil Nadu, the most famous is **Srinivasa Ramanujan**, a self-taught genius who amazed the world with his magical formulas in number theory, infinite series, and partitions. He discovered many results that even today help scientists and mathematicians.

From West Bengal, one of the greatest is **P.C. Mahalanobis**, known as the “*Father of Statistics in India*.” He created new ways to study data and helped in planning India's economy.

- I. **Research about these two great mathematicians** and present your data creatively. Your research must include the date of birth, place of birth, education and some achievements. You may include more data if you all wish to!



2. TAMIL NADU TOURISM

- I. Make a path through the numbers given in the grid so that the HCF or LCM of the numbers is equal to the answer given at the bottom of each grid. Show the working in a separate sheet. (The first grid is an example shown for your convenience)

Similar sums on HCF, LCM and Fractions will be given on the day of the project to decode the name of a famous tourist spot in Tamil Nadu.

(e.g) **START** →

5	10	15
10	16	20

HCF =
5



- II. Let us find out the air distance between Chennai and Kolkata. Draw a straight line from Chennai to Kolkata in the given map, measure it. A scale will be given on the day of the project to find the distance in km.




3. MATHEMATICS WOVEN IN A SAREE

The Kanjeevaram saree is a very special and famous silk saree from the town of Kanchipuram in Tamil Nadu, India. People also call it the “Queen of Silks.” These sarees are made of shiny silk and decorated with bright colors, golden borders, and beautiful designs like flowers, temples, peacocks, and leaves. Kanjeevaram saree is not just a dress – it is also a piece of **Indian art and tradition!** A Kanjeevaram saree covered in brightly coloured squares, it is usually called a Kattam Kanjeevaram.

A **Kolam** is a beautiful floor drawing made with rice flour or chalk powder, usually seen in front of houses in South India. Kolams are made by joining **dots with lines, curves, and shapes**.

Let us design a saree integrating both the above important aspects of Tamil Nadu. Colour the squares with bright colours and design the border (with dots) with Kolam design.



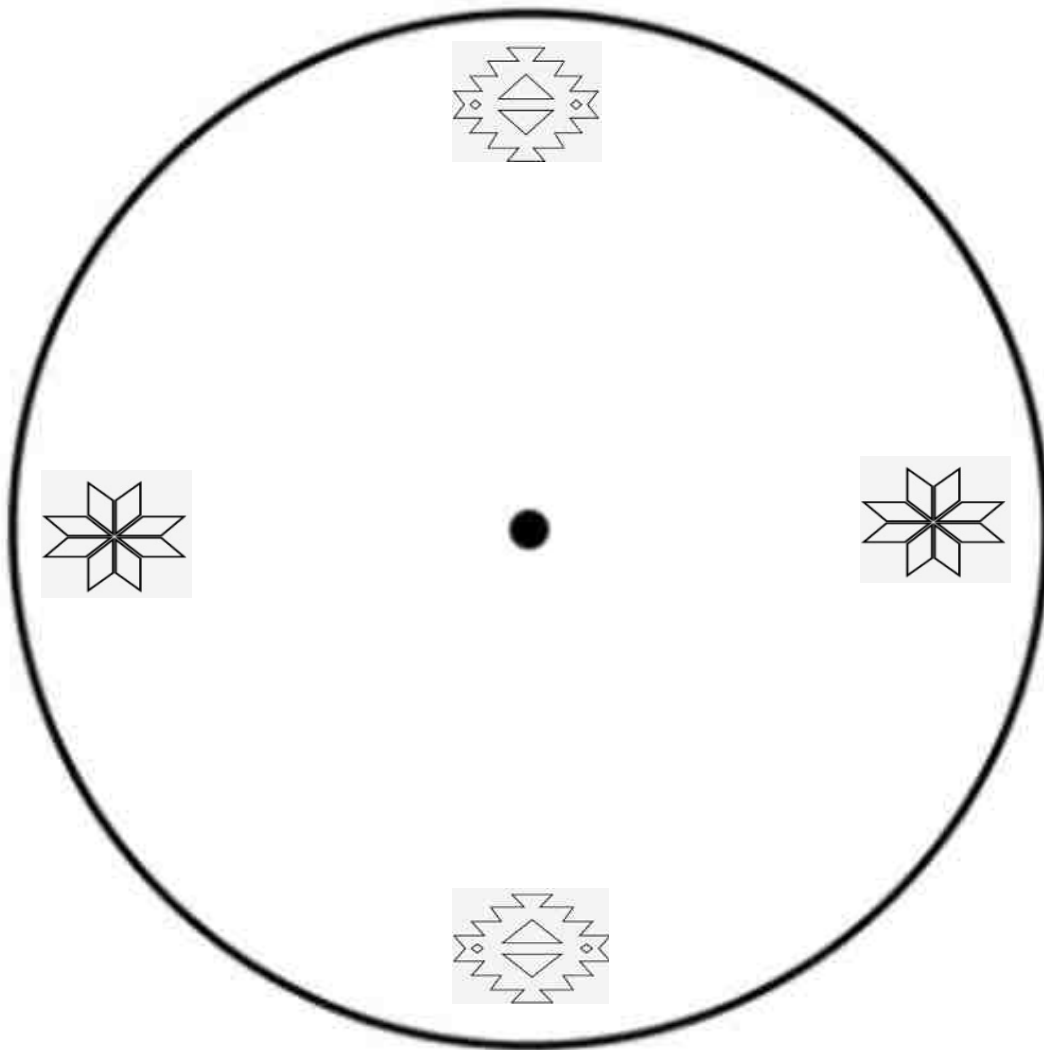
- I. Once you have completed designing the saree, find the perimeter of the above design. The measurements will be shared on the day of the project.

Perimeter of a rectangle = 2 X (length + breadth)



Like Kanjeevaram, the Jamdani saree is a very famous handwoven saree from West Bengal. It is made with fine cotton threads, which makes it soft, light, and airy to wear. What makes Jamdani special is its beautiful patterns—like flowers, leaves, and geometric shapes—that are woven directly into the fabric, almost like painting with threads. Because of its elegance and beauty, the Jamdani saree is often called the “finest muslin weave” and is loved all over the world.

- II. Story sum on finding the cost of the saree will be given on the day of the project.
- III. Complete the pie chart given below with the fractions given of the saree colours. Fractions will be provided on the day of the project.



MATERIALS TO BE BROUGHT ON THE DAY OF THE PROJECT:

- Fabriano Sheets
- Colours
- Stationery items including ruler, glue, pair of scissors
- Some pictures related to the information given in the project for overall presentation.

LEARNING OUTCOME:

At the end of the project, students know about the culture and tradition of the beautiful southern state of Tamil Nadu. They should be able to use the concepts of HCF, LCM and Fractions to solve the sums given. They should understand and appreciate the use of simple pie chart to represent data as well as enhance their creativity by designing a saree using mathematical concepts.

MATHEMATICS PROJECT GRADING RUBRICS

	4	3	2	1
Maths Content & Accuracy	Demonstrates a clear knowledge and application of maths skills. All calculations are accurately done.	Demonstrates a general knowledge and application of maths skills. All calculations are somewhat accurately done.	Demonstrates limited knowledge and application of maths skills. Calculations are done with few errors.	Demonstrates no knowledge and application of maths skills. Calculations are incorrectly done.
Research	Research on the mathematicians is clear and focused.	Research on the mathematicians is clear and mostly focused.	Research on the mathematicians is somewhat clear but may be too broad or narrow.	Research on the mathematicians is unclear and off-topic.
Art Integration	The concept in the submission is exceptionally creative and well-integrated with art.	The concept in the submission is creative and well-integrated with art.	The concept in the submission shows little creativity and integration with art.	The concept in the submission lacks creativity and integration with art.
Pie Chart Division	Parts are drawn neatly and correctly sized.	Parts are mostly correct, a little uneven.	Parts are somewhat correct but not proportional.	Parts are very uneven, not based on data.
Individual Participation and Involvement	Very good participation in the project. Helps teammates and provides ideas	Adequate participation in the project. Helps teammates and provides ideas	Little participation and involvement in the project.	Lack of participation and involvement in the project.

Class – V

FULL MARKS: 20

Subject – EVS

THEME: TAMILNADU AND WEST BENGAL**LEARNING OBJECTIVES**

Students will be able to:

- Know and learn about the Food and Nutrition aspects of West Bengal and Tamil Nadu.
- Identify and compare the traditional foods and nutritional values of dishes from West Bengal and Tamil Nadu.
- Understand how geography, climate, and agriculture influence the types of food grown and eaten in different regions.
- Recognize the importance of a balanced diet and how different states' cuisines contribute to good health.
- Gain knowledge about the local farmers and their role in providing food.
- Experiential learning: To work collaboratively to prepare simple non-gas cooking recipes of both states which are healthy and nutritious.
- Research to find out the answers to the questions asked.
- Appreciate India's cultural diversity through food traditions.

India is a land of great diversity, where every state has its own unique culture, traditions, geography, and history. Among these, **West Bengal** in the east and **Tamil Nadu** in the south stand out for their rich heritage and vibrant lifestyles. Though they are far apart, both states have contributed greatly to India's art, literature, music, food, and festivals. By studying and comparing these two states, we can appreciate how diversity makes India beautiful and helps us learn from one another.



FOOD AND CUISINE

Tamil cuisine is a culinary style of Tamil people originating in the southern Indian state of Tamil Nadu and neighbouring Sri Lanka. Whereas Bengali cuisine is the culinary style of Bengal that comprises Bangladesh and the



Indian states of West Bengal and Tripura.

Q1. Here is what you will do in this Project, with the above information and a little research on your own: Your school is setting up a pre-puja exhibition where your class has been allotted to set up a food stall which will have dishes from both West Bengal and Tamil Nadu.

- Each group will prepare one dish (**non-gas cooking**) from West Bengal and one dish (**non-gas cooking**) from Tamil Nadu. Use your creativity to present the dishes.
- Write down the recipe mentioning the ingredients used and the nutritional benefits from the two dishes made.
- Also, suggest a name for your stall which links both West Bengal and Tamil Nadu.

With a little research on your own **answer the following questions:** (You may do this on worksheet/ fabriano sheet. Also, provide a **cover page** for the same. Support your answers with **relevant pictures wherever necessary**)

Q2. Write one similarity and one difference between the food habits of these two states?

Q3. How does the geographical location of the two states influence the food culture?

Q4. Imagine that your group has been selected as the Food Committee of your school. You want to introduce 2 new healthy food items for the children. One item must be from West Bengal and the other from Tamil Nadu. Mention the two healthy items that you want to introduce. Justify your choice.

Learning Outcome

At the end of the project students:

- Must know and learn about the Food and Nutrition aspects of West Bengal and Tamil Nadu.
- Must learn to compare the traditional foods and nutritional values of dishes from West Bengal and Tamil Nadu.
- Will understand how geography, climate, and agriculture influence the types of food grown and eaten in different regions.
- Will recognize the importance of a balanced diet and how different states' cuisines contribute to good health.
- Will gain knowledge about the local farmers and their role in providing food.

- Will acquire experiential learning: To work collaboratively to prepare simple non-gas cooking recipes of both states which are healthy and nutritious.
- Will appreciate India's cultural diversity through food traditions.

Some internet sites for reference:

https://www.google.com/search?q=steps+taken+to+improve+the+food+production+in+west+bengal&rlz=1C1CHBF_enIN917IN917&oq=steps+taken+to+improve+the+food+production+in+west+bengal&gs_lcrp=EgZjaHJvbWUyBggAEEUYOTIHCAEQIRigATIHCAIQIRifBTIHCAHQIRifBTIHCAQQIRiPAjIHC AUQIRiPAIIBCjQyMTY2ajBqMTWoAgCwAgA&sourceid=chrome&ie=UTF-8

<https://www.icar.org.in/index.php/en/icar-crijaf-reaches-out-farmers-across-west-bengal-under-viksiti-krishi-sankalp-abhiyan>

<https://www.nsws.gov.in/s3fs/2021-08/Tamil%20Nadu%20Food%20Processing%20Policy-2018.pdf>

https://wbfpib.wb.gov.in/assets/user_uploads/directorate_fpi/1339426682_1548312777.%2001

https://wbfpib.wb.gov.in/assets/user_uploads/directorate_fpi/1339426682_1548312777.%2001

https://financedept.tn.gov.in/en/my-documents/2020/07/d05_2022_23.pdf

RUBRICS**EVS 5 – OPEN BOOK PROJECT – UT3 (2025-2026)**

	4	3	2	1
Content - Accuracy and understanding of the theme	Demonstrates a clear understanding of the theme. The content is concise and accurate.	Demonstrates an adequate understanding of the theme. The content is adequately concise and accurate.	Demonstrates limited understanding of the theme. The content is somewhat accurate.	Demonstrates no understanding of the theme. The content lacks accuracy.
Creativity and Originality - Art integration	The submission reflects originality and is exceptionally creative and well-integrated with Art.	The submission reflects originality to some extent and is adequately creative and integrated with Art.	The submission is somewhat creative and displays little integration with Art. Shows little originality.	The submission lacks creativity and integration with Art. Originality is lacking.
Research Work – Use of technology and media (links provided)	Accessed suggested media and employed technology exceptionally for research work.	Accessed suggested media and employed technology adequately for research work.	Suggested media was somewhat accessed. Research work was inadequate.	Suggested media was not accessed at all. Research work is lacking.
Guidelines followed with timely submission	Guidelines have been strictly followed. The project was submitted on time.	Most of the instructions have been followed. The project was submitted on time.	Followed very few guidelines. The project was submitted beyond time.	Guidelines have not been followed. The project was submitted beyond time.
Overall Presentation – Layout of the project	Presentation includes relevant pictures/drawings to support the content. The presentation is exceptionally attractive and appealing in terms of design, layout and neatness.	Graphics used in the presentation support the content to some extent. The presentation is quite attractive in terms of design, layout and neatness.	Graphics are somewhat related to the content. Some attempt has been made to make the presentation somewhat attractive.	Graphics are not related to the content at all. Little or no effort has been made to make the presentation attractive.

SOCIAL SCIENCE

CLASS V

FULL MARKS - 20

Instructions:

- Read the instructions carefully and do the research work using the links provided.
- Refer to the internet to gather information but write the matter in your own words and be creative.
- Draw or stick relevant and colourful pictures.
- Make sure your project is neat, creative, and interesting.

Theme: WEST BENGAL- TAMIL NADU

LEARNING OBJECTIVES:

After the completion of the project students will be able to -

- ✓ learn about the culture, geography, food, dress, art and architecture of the two Indian states.
- ✓ appreciate the unity in diversity of our country.
- ✓ develop a sense of curiosity and observation skills
- ✓ apply critical thinking skills while completing the project
- ✓ use their creative skills while making the coasters
- ✓ hone their map pointing skills

India is a land of many states, each with its own culture, food, clothes, festivals and traditions. Yet all the states are united in their love for the country. To understand the idea of *Unity in Diversity*, we are studying two different states – **West Bengal** from the east and **Tamil Nadu** from the south.

West Bengal is known for the Himalayas, fertile plains, jute, tea, and Durga Puja, while Tamil Nadu is famous for its temples, Bharatanatyam dance, rice, cotton, and Pongal festival.

Together, they teach us that even with many differences; we are all part of one country. This truly portrays the spirit of **Ak Bharat Shresth Bharat**.

WHAT YOU NEED TO DO:

The class will be divided into 5 groups.

1) Each group will design a project file on the following.

- **Cover page:** Give a title based on unity in diversity. The cover page should reflect the essence of both the states- West Bengal and Tamil Nadu.
 - **Map Pointing Activity:** On an outline map of India mark the following-
 - Shade **West Bengal** in one colour and **Tamil Nadu** in another.
 - Mark the capitals of both the states.
 - Mark one important river flowing through each state. Mark the origin of the rivers too.
 - Mark the water body that is common for both the states.
 - Make a key to support the map.
 - A comparative study on the following (at least one page for each, with relevant pictures or drawings).
 - Landscape: Mountains/ hills and beaches
 - Soil and Crops
 - Use of Rice in both the states
 - Sarees worn by the women
 - Architecture
- 2) **Coaster Making:** Use cardboard or thick chart paper to make two creative coasters to represent the culture of West Bengal and Tamil Nadu.
- On one coaster, draw an **Alpona design** (traditional art of West Bengal).
 - On the second coaster, draw a **Kolam design** (traditional art of Tamil Nadu).

Watch these two videos: <https://www.youtube.com/watch?v=oWIOiZP1KiQ>
<https://www.youtube.com/shorts/1a0HWRycUbu>

LEARNING OUTCOMES:

After the completion of the project students were able to -

- ✓ learn about the culture, geography, food, festivals, and lifestyle of the two Indian states.
- ✓ appreciate the unity in diversity of our country.
- ✓ develop a sense of curiosity and observation skills and apply critical thinking skills.
- ✓ use their creative skills and hone their map pointing skills

✓ RUBRICS

CATEGORY	4	3	2	1
Content, Creativity and Originality -	Demonstrates a clear understanding of the theme. The content is concise and accurate. The submission reflects originality and is exceptionally creative.	Demonstrates an adequate understanding of the theme. The content is adequately concise and accurate.	Demonstrates limited understanding of the theme. The content is partially accurate. The submission is average in its creative appeal and originality.	Demonstrates very little understanding of the theme. The content lacks accuracy. The submission lacks creativity and originality.
Art Integration	Very well-integrated with Art. Cover page and coasters are extremely well designed.	Well -integrated with Art. Cover page and coasters are well designed.	Displays little integration with Art. Cover page and coasters are lacking in execution.	Lacks integration with Art. Cover page and coasters are totally lacking in execution.
Skill- Map Pointing	Map pointing is done very neatly and accurately. The map is supported by a correct key.	Map pointing is done neatly and correctly. The map is supported by a correct key.	Map pointing lacks accuracy and neatness. The map is supported by a key.	Map pointing is done in an untidy way and lacks accuracy. The map is partly or not supported by a key.
Overall Presentation and Neatness	Exceptionally neat in presentation and the layout of the project is par excellence.	Neatly presented and the layout of the project is remarkably done.	Somewhat neat in the overall presentation and the layout of the project.	Untidy presentation and lacks proper layout of the project.
Individual Contribution	Participated actively in the project. Exhibited good leadership qualities and helped members. Was an excellent team member.	Participated actively in the project. Followed the suggestions of the members. Was a good team member.	Participated in the project but not wholeheartedly. Had minor adjustment issues with the members. Was an average team member.	Little effort shown towards completion of the project. Disturbed the other team members and did not believe in teamwork.

Subject: Computer Education

Class: V

Full Marks: 10

Project Topic: IT Companies and Application Software – A Creative Wheel Chart

Learning Objectives:

1. **Recognizing leading IT companies** (TCS, Zoho, Infosys, HCL, Wipro, Cognizant) and their CEOs.
2. **Identifying** the major IT hubs of West Bengal and Tamil Nadu
3. **Understanding** the importance of application software (Word, Excel, PowerPoint, Google Docs, etc.) in real-world IT companies.
4. **Differentiating** between various types of application software used for documentation, communication, and presentation.
5. **Developing creativity and presentation skills** by designing a rotating wheel chart with logos, text, and icons.
6. **Collaborating** and working effectively in teams by sharing responsibilities in making the project.
7. **Connecting classroom knowledge** with practical industry examples, strengthening real-life application of concepts.

India is home to many Information Technology (IT) companies. States like West Bengal and Tamil Nadu have important IT hubs.

- In West Bengal there is Sector V IT Park in Salt Lake, Kolkata, which is known as the “Silicon Valley of the East.” Many famous companies like TCS, Wipro, and Cognizant are located here.
- Tamil Nadu has Chennai IT Corridor (Old Mahabalipuram Road), also called the “IT Hub of South India.” Big companies like Infosys, HCL, and Zoho are located here.

These IT companies use Application Software like Word, Excel, PowerPoint, Google Docs, and other software, for their daily documentation, presentations, and report

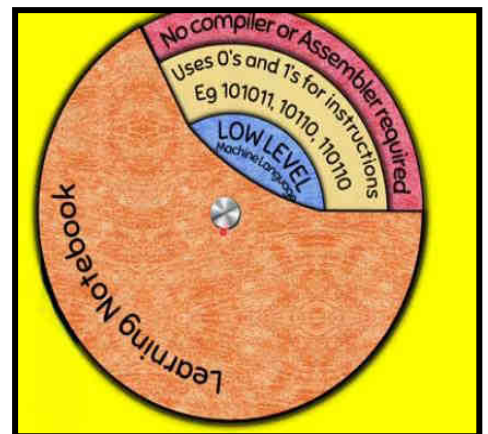
generation. In this project, students will connect what they learnt about application software with real-world IT companies through self-prepared rotating Learning Notebook as the output shared below.

Materials to be brought:

- 5 circular coloured papers (Radius of largest circle is 15 cm and the smallest is of 6 cm).
- Remaining 3 will be of any radius between these ranges).
- 1 Split pin or board pin with a normal eraser.
- Sketch pens, crayons, colour pencils.
- Glue stick.
- Printouts / drawings of software company's logos.

To Do:

1. Smallest Inner Circle (1st Layer): Paste or draw the Logo of one IT company from that state (*Example: TCS logo for West Bengal, Zoho logo for Tamil Nadu*)
2. Second Circle (2nd Layer): Write the State Name: *West Bengal / Tamil Nadu*
3. Third Circle (3rd Layer): Write the Name of the company and its CEO name. (*Example: TCS – CEO K. Krithivasan, Zoho – CEO Sridhar Vembu*)
4. Outer Circle (4th & Biggest Layer): Write any 2 application software that the company might use for documentation, communication or presentation. (*Example: TCS → MS Word, PowerPoint; Zoho → Google Docs, Zoho Writer*)
5. Attach the Rotating Cover: Place a top cover circle with a cut-out window. Fix it with a split pin so that the user can rotate and reveal each section.
6. Decorate using borders, IT-related icons (computer, cloud, coding symbol), and colours.
7. Write each member's name at the back of the biggest circular paper.



8. Click on the following link for the tutorial:

<https://www.youtube.com/watch?v=RYjcCFte3Cw>

Learning Outcomes: After completing this project, students will be able to:

1. Recall the CEOs of the selected companies.
2. Name at least 2–3 IT companies from West Bengal and Tamil Nadu.
3. Explain why application software is important for IT companies.
4. Showcase their understanding through a creative rotating wheel chart.
5. Apply knowledge of application software to real-world professional usage (documentation, communication, presentations).
6. Demonstrate teamwork, research, and creativity skills while completing the project.
7. Present their project confidently, linking software knowledge to IT industry practices.

Resource:

<https://topcompanieslist.com/West-Bengal-state/company.htm>

<https://www.f6s.com/companies/india/tamil-nadu/so>

Rubrics:

Criteria	2.5	1.5	1
Research and Accuracy	Information about IT hubs, companies, CEOs, and software is well-researched and correct.	Information mostly correct with minor mistakes or missing details.	Some errors in facts; responses unclear or incomplete.
Wheel Chart Presentation	All 4 layers (State, Logo, Company + CEO, Software) neatly presented and complete.	Most layers presented but some missing details or untidy.	Only 1–2 layers filled; chart incomplete or unclear.
Creativity & Design	Highly creative: colourful, neat and decorated with icons/borders.	Good effort in design; some decoration but less attractive.	Minimal creativity; plain, unclear, or untidy design.
Connection to Application Software	Shows clear understanding of how IT companies use application software (Word, Excel, PPT, Docs, etc.).	Some understanding shown; examples partly correct.	Very limited or unclear explanation of software use.

Class-V

F.M.-10

Subject-Bengali 3rd language

Make a cover page for your project mentioning the subject, topic, your name, class and section.

Write your answers in A4 size sheets mentioning the question numbers correctly. Do not copy the questions.

West Bengal & Tamil Nadu

Learning Objectives:

- To identify and locate Tamil Nadu and West Bengal on the map of India.
- To understand key cultural, geographical, and economic differences between Tamil Nadu and West Bengal.
- To develop skills in collecting information, visual presentation, and summarizing facts.
- To encourage teamwork and creativity in making a project on a chart paper.

India is a land of many states, each with its own special culture, language, food, dress, and traditions. In this project, we are going to learn about two important states of our country – West Bengal and Tamil Nadu.

West Bengal is in the eastern part of India, known for its beautiful rivers, forests, tea gardens, sweets like rasgulla, and famous festivals like Durga Puja. On the other hand, Tamil Nadu is in the southern part of India, well known for its ancient temples, Bharatanatyam dance, tasty food like Idli and Dosa and its classical music.

This project will help us understand the history, culture, lifestyle, and uniqueness of both states, and also show how different parts of India are rich in tradition and beauty while still staying united as one nation.

1. As a part of the Bengali project

- Children will make a poster.
- Use half of the chart paper for Tamil Nadu and the other half for West Bengal.
- Draw the map of Tamil Nadu on one side and West Bengal on the other.
- Find and paste pictures showing differences in traditional dress, places of interest and occupation.
- Write the name of the traditional dress, places of interest, occupation of the two states in Bengali beneath or beside the maps.
- You can take reference from book and internet for further information.

Learning Outcome

1. Recognize the position of Tamil Nadu and West Bengal on the Indian map.
2. List major differences between the two states in terms of language, climate, festivals, food, and occupations in bullet points.
3. Paste pictures related to both states on a half chart paper and label them correctly.
4. Present information in a clear and organized manner using maps and visuals.

Evaluation Rubrics

Skills	Competency				
	5	4	3	2	1
Content and overall presentation	All the parameters of the project must be met, Nice, clean presentation	Distribution of information in each parameter is not balanced, Nice, clean presentation, lack of confidence	Not every area of the required subject is mentioned, presentation is untidy	All the required details has not been mentioned or wrong information provided	Incomplete work and spelling errors
Creativity and Art Integration	Fundamental thinking in keeping with content. Appropriate and innovative artwork and nice presentation must be shown	Lacks originality even though content is on par. Nice presentation and innovative artwork must be there.	Lack of uniformity in content and nomenclature, artwork is not neat.	Artwork is missing or pictures have not been labelled.	No Title or artwork, incomplete presentation.

Class-V

F.M.-10

Subject-Hindi 3rd language

Make a cover page for your project mentioning the subject, topic, your name, class and section.

Write your answers in A4 size sheets mentioning the question numbers correctly. Do not copy the questions.

West Bengal & Tamil Nadu

Learning Objectives:

- To identify and locate Tamil Nadu and West Bengal on the map of India.
- To understand key cultural, geographical, and economic differences between Tamil Nadu and West Bengal.
- To develop skills in collecting information, visual presentation, and summarizing facts.
- To encourage teamwork and creativity in making a project on a chart paper.

India is a land of many states, each with its own special culture, language, food, dress, and traditions. In this project, we are going to learn about two important states of our country – West Bengal and Tamil Nadu.

West Bengal is in the eastern part of India, known for its beautiful rivers, forests, tea gardens, sweets like rasgulla, and famous festivals like Durga Puja. On the other hand, Tamil Nadu is in the southern part of India, well known for its ancient temples, Bharatanatyam dance, tasty food like Idli and Dosa and its classical music.

This project will help us understand the history, culture, lifestyle, and uniqueness of both states, and also show how different parts of India are rich in tradition and beauty while still staying united as one nation.

1. As a part of the Hindi project

- Children will make a poster.
- Use half of the chart paper for Tamil Nadu and the other half for West Bengal.
- Draw the map of Tamil Nadu on one side and West Bengal on the other.
- Find and paste pictures showing differences in traditional dress, places of interest and occupation.
- Write the name of the traditional dress, places of interest, occupation of the two states in Hindi beneath or beside the maps.
- You can take reference from book and internet for further information.

Learning Outcome

1. Recognize the position of Tamil Nadu and West Bengal on the Indian map.
2. List major differences between the two states in terms of language, climate, festivals, food, and occupations in bullet points.
3. Paste pictures related to both states on a half chart paper and label them correctly.
4. Present information in a clear and organized manner using maps and visuals.

Evaluation Rubrics

Skills	Competency				
	5	4	3	2	1
Content and overall presentation	All the parameters of the project must be met, Nice, clean presentation	Distribution of information in each parameter is not balanced, Nice, clean presentation, lack of confidence	Not every area of the required subject is mentioned, presentation is untidy	All the required details has not been mentioned or wrong information provided	Incomplete work and spelling errors
Creativity and Art Integration	Fundamental thinking in keeping with content. Appropriate and innovative artwork and nice presentation must be shown	Lacks originality even though content is on par. Nice presentation and innovative artwork must be there.	Lack of uniformity in content and nomenclature, artwork is not neat.	Artwork is missing or pictures have not been labelled.	No Title or artwork, incomplete presentation.

CLASS: V**SUBJECT: Sanskrit 3rd Language****FULL MARKS: 10****West Bengal & Tamil Nadu****Learning Objectives:**

- To identify and locate Tamil Nadu and West Bengal on the map of India.
- To understand key cultural, geographical, and economic differences between Tamil Nadu and West Bengal.
- To develop skills in collecting information, visual presentation, and summarizing facts.
- To encourage teamwork and creativity in making a project on a chart paper.

India is a land of many states, each with its own special culture, language, food, dress, and traditions. In this project, we are going to learn about two important states of our country – West Bengal and Tamil Nadu.

West Bengal is in the eastern part of India, known for its beautiful rivers, forests, tea gardens, sweets like rasgulla, and famous festivals like Durga Puja. On the other hand, Tamil Nadu is in the southern part of India, well known for its ancient temples, Bharatanatyam dance, tasty food like idli and dosa, and its classical music.

This project will help us understand the history, culture, lifestyle, and uniqueness of both states, and also show how different parts of India are rich in tradition and beauty while still staying united as one nation.



As a part of your Sanskrit Project,

- Take half of the chart paper for Tamil Nadu and the other half for West Bengal.
- Stick the map of Tamil Nadu on one side and West Bengal on the other.
- Find and paste pictures showing differences
 1. Clothing
 2. Places of interest
 3. Occupation

- Write all the differences between the two states in bullet points beneath or beside the maps and pictures.
- Take help from books or the internet to gather accurate information.

Learning Outcome

1. Recognize the position of Tamil Nadu and West Bengal on the Indian map.
2. Learn about differences between the two states in terms of clothing, famous places, festivals, food, and occupations.
3. Paste pictures related to both states on a half chart paper and label them correctly.
4. Present information in a clear and organized manner using maps and visuals.

Evaluation Rubrics

Skills	Competency				
	5	4	3	2	1
Content and overall presentation	All the parameters of the project must be met, Nice, clean presentation	Distribution of information in each parameter is not balanced, Nice, clean presentation, lack of confidence	Not every area of the required subject is mentioned, presentation is untidy	All the required details has not been mentioned or wrong information provided	Incomplete work and spelling errors
Creativity and Art Integration	Fundamental thinking in keeping with content. Appropriate and innovative artwork and nice presentation must be shown	Lacks originality even though content is on par. Nice presentation and innovative artwork must be there.	Lack of uniformity in content and nomenclature, artwork is not neat	Artwork is missing or pictures have not been labelled	No Title or artwork, incomplete presentation