

LAKSHMIPAT SINGHANIA ACADEMY





OPEN BOOK PROJECT

SESSION: 2025 – 2026

TERM: 1

CLASS - III

THEME: CONSERVING FORESTS

-  All projects to be done individually by the students.
-  Instructions given by each subject teacher to be read carefully and followed accordingly.
-  While doing the projects students can take guidance from their parents but the work must be presented in their own handwriting. All illustrations and models must be made by the students themselves.
-  Hard copies of projects must be submitted to the respective subject teachers by **7th July 2025**.

SUBJECT - ENGLISH**CLASS: III****FULL MARKS: 20**

INSTRUCTIONS

- Use light coloured fabriano sheets for your project.
- Include suitable illustrations/photographs to enhance your overall presentation.
- Refer to the internet to gather information but the matter must be written in your own words.

THEME: CONSERVING FORESTS**LEARNING OBJECTIVES:**

After the completion of the project, students will be able to:

- know how forests play a major role in preventing climate change
- know about the importance of conserving forests
- learn about the harmful effects of destruction of forests
- express themselves in grammatically correct sentences
- enhance their creative and artistic skills
- Experiential learning: Plant a sapling and write about their experience of planting it
- Art integration: Make a bookmark on the importance of conserving forests with suitable illustrations

Forests are one of the most important natural resources on the planet. They provide us with fresh air, clean water, food and shelter for countless animals. Forests play a vital role in protecting us from climate change. But every day, forests are being cut down and the world is losing its green cover. If we don't act now, many living things could disappear forever.



Conserving forests means protecting life — not just for nature, but for ourselves. Every tree we plant is a promise to care, to protect and to grow a better tomorrow. Let's stand up for our forests and be the voices of the trees that cannot speak.

WHAT YOU NEED TO DO:

A 'Save Forests' campaign has been organized in your neighbourhood where you have been given the responsibility to spread awareness about the importance of conserving forests.

1. Plant a sapling and take a photograph while planting it.
2. Stick the photograph (postcard size) on a fabriano sheet and write about your experience of planting the sapling in 8-10 sentences. Include the following points in your writeup:
 - What sapling did you plant?
 - Where did you plant it?
 - Who helped you?
 - How did you feel while planting it?
 - Why do you think it's important to plant trees?
 - How are you planning to take care of your sapling?
 - What would you suggest everyone to do as responsible citizens?
3. Design a creative bookmark to tell others why forests matter. Your bookmark should include the following:
 - A short slogan on conserving forests
 - Illustrations related to forests, trees or nature.

LEARNING OUTCOME:

At the end of the project, the students will be able to learn about the importance of conserving forests, plant a sapling and write about their experience and design a creative bookmark to tell others why forests matter.

SOME USEFUL LINKS

- https://wwf.panda.org/discover/our_focus/forests_practice/importance_forests/
- <https://www.youtube.com/watch?v=bk7YUvBbXXk>
- https://www.youtube.com/watch?app=desktop&v=_Ts6T4MJYAq

RUBRICS

	4	3	2	1
Accuracy of the content	The project addresses the requirement in a meaningful and relevant way. The information is accurate and demonstrates proper research work.	The project addresses the requirement partially in a meaningful and relevant way. The information is accurate and demonstrates partial research work.	The project addresses the requirement. The information is presented but not in a cohesive manner and has scope for more research work.	The project somewhat addresses the requirement, but not in a cohesive or concise manner. Lacks proper research work.
Writing Skills – vocabulary, grammar and spellings	Used grammatically correct sentences with little to no error. Used proper and related vocabulary with negligible spelling errors.	Used sentences with partial grammatical errors. Used related vocabulary with one to two spelling errors.	Used sentences with quite a few grammatical errors. Limited use of vocabulary with three or more spelling errors.	Sentences are grammatically incorrect. Did not use related vocabulary and has plenty of spelling errors.
Art Integration	The illustrations were exceptionally done and shows creative and artistic expertise. The pictures used are absolutely relevant to the theme.	The illustrations were quite exceptionally done and shows some creative and artistic expertise. The pictures are moderately relevant to the theme.	The illustrations were average in its creative and artistic approach. The pictures are to some extent relevant to the theme.	The illustrations lack creative and artistic approach. The pictures are not relevant to the theme.
Presentation	Exceptionally neat in presentation and the layout of the project is remarkably done.	Neatly presented and the layout of the project is more or less remarkably done.	Somewhat neat in the overall presentation and in the layout of the project.	Untidy presentation and lacks a proper layout of the project.
Creativity and Originality	The project shows a large amount of creative and critical thinking.	The project shows a good amount of creative and critical thinking.	The project shows a limited amount of creative and critical thinking.	The project shows lack of creative and critical thinking.

Class-III
Subject-Hindi 2nd Language

F.M. 20

TOPIC- वन संरक्षण

उद्देश्य (OBJECTIVES)

- कल्पनाशीलता का विकास
- रचनात्मकता का विकास
- भाषा शैली का विकास
- व्यावहारिक ज्ञान का विकास
- भाषिक क्षमता और वैचारिक क्षमता का विकास
- देश के उज्ज्वल व गौरवशाली अतीत से परिचय
- पुस्तिका निर्माण की प्रक्रिया और महत्व से परिचय
- विद्यार्थी वनों के महत्व, योगदान से परिचित होंगे तथा उनके प्रति जागरूक होंगे।



वन हमारे पर्यावरण के लिए बहुत महत्वपूर्ण हैं। वे हमें ऑक्सीजन प्रदान करते हैं, पानी शुद्ध करते हैं, जलवायु को नियंत्रित करते हैं, और कई जीवों के लिए आवास प्रदान करते हैं। वन मिट्टी के कटाव को भी रोकते हैं और सूखे को नियंत्रित करते हैं, जिससे भूमि की उर्वरता बनी रहती है। (वनों का संरक्षण मतलब वनों की सुरक्षा और रख रखाव करना।) यह जैव विविधता बनाए रखने, जलवायु परिवर्तन से लड़ने और प्राकृतिक संसाधनों का उपयोग करने के लिए आवश्यक है। अतः वनों की उपयोगिता एवं आवश्यकता को समझते हुए निम्नलिखित लिंक एवं अपनी खोजों के आधार पर इस परियोजना कार्य को पूर्ण करें।

➤ **परियोजना कार्य से संबंधित सामान्य निर्देश - (एकल कार्य)**

- ✓ परियोजना के लिए आवश्यकतानुसार A4 साइज पन्नों का इस्तेमाल करें।
- ✓ सहायता हेतु निम्नलिखित लिंक को देख सकते हैं-

I) https://www.instagram.com/om_birla/reel/DHcj3ocvKfh/ (वन संरक्षण)

कल्पना करें कि आप एक वन अधिकारी(FOREST OFFICER) हैं और आप वनों की वर्तमान स्थिति को देखकर अत्यंत दुखी हैं। अपनी खोजों के आधार पर वन संरक्षण पर आधारित एक पोस्टर तैयार करें जिसमें देश के विकास हेतु, वन संरक्षण के लक्ष्य एवं महत्त्व को समझा जा सके।

क) पोस्टर का निर्माण-

वन संरक्षण से संबंधित जागरूकता फैलाने हेतु पोस्टर बनाएँगे जिसमें निम्नलिखित बिंदुओं का समावेश अवश्य हो-

क) पोस्टर का नाम

ख) आकर्षक चित्र

ग) वहाँ पाए गए जीव एवं पेड़-पौधों का चित्र

घ) वन संरक्षण के लिए क्या करें तथा क्या न करें(चित्र द्वारा दर्शाएँ)

ड) वन को बचाए रखने के लिए एक आकर्षक नारा लिखेंगे।

च) ग्रीष्मावकाश(SUMMER BREAK) के दौरान 'वन संरक्षण' की पहल करने वाले योद्धा बन एक टोपी (Headgear)बनाकर एवं उसे पहनकर एक फोटो लें और पोस्टर में चिपकाएँ। (POSTCARD SIZE चित्र एवं नाम भी लिखें)

छ) प्रस्तुति एवं भाषा पर विशेष ध्यान दें।

LEARNING OUTCOMES (अधिगम प्रतिफल)

इस परियोजना कार्य के माध्यम से विद्यार्थी वनों के महत्त्व, योगदान तथा उनके संरक्षण के प्रति जागरूक हुए, वनों की महत्ता एवं पुस्तिका निर्माण की प्रक्रिया को समझने में, मानव देश के विकास के लिए वनों की आवश्यकता तथा पुस्तिका बनाने की कला को सीखने में सक्षम हुए।

RUBRICS FOR CLASS 3 HINDI PROJECT(UT_1)

मानदंड	4	3	2	1
विषय-वस्तु का प्रभावी और सृजनात्मक वर्णन	विषय सामाग्री से जुड़े तथ्यों पर गहरा शोध और लेख में सटीक एवं विषयानुरूप वर्णन है।	एक या दो तथ्यात्मक त्रुटियों के अलावा अधिकांश तथ्य सही एवं विषयानुरूप हैं।	कुछ तथ्य विषयानुरूप हैं पर तीन से अधिक त्रुटियाँ पाई गई हैं।	प्रयुक्त लेखों में विषय सामाग्री स्पष्ट नहीं है।
कलात्मक क्षमता एवं चित्र संकलन	परियोजना के विषय की प्रभावी अभिव्यक्ति के लिए रंगों साजसज्जा - की सामग्री, तस्वीरों का अच्छा उपयोग।	परियोजना के विषय की प्रभावी अभिव्यक्ति के लिए रंगों साज-सज्जा की सामग्री , तस्वीरों का कुछ उपयोग।	परियोजना के विषय की प्रभावी अभिव्यक्ति के लिए रंगों साजसज्जा - की सामग्री, तस्वीरों का कम उपयोग।	परियोजना के विषय की प्रभावी अभिव्यक्ति के लिए रंगों साजसज्जा - की सामग्री, तस्वीरों का उपयोग नहीं किया गया।
भाषा का प्रयोग	प्रस्तुतीकरण में वाक्य-विन्यास, वर्ण—विन्यास एवं विराम चिह्न संबंधी त्रुटियाँ न होना। सहज एवं बोधगम्य भाषा का उपयुक्त प्रयोग।	प्रस्तुतीकरण में वाक्य-विन्यास, वर्ण—विन्यास एवं विराम चिह्न संबंधी कुछ ही त्रुटियाँ का होना।	प्रस्तुतीकरण में वाक्य-विन्यास, वर्ण—विन्यास एवं विराम चिह्न संबंधी त्रुटियाँ के कारण भाषा की उपयुक्तता का अभाव पाया जाना।	प्रस्तुतीकरण में वाक्य-विन्यास, वर्ण—विन्यास एवं विराम चिह्न संबंधी त्रुटियाँ के कारण विषयानुसार भाषा का प्रयोग न हो पाना।

व्यक्तिगत स्तर पर दिशा निर्देशों का पालन/ समयनिष्ठता	व्यक्तिगत स्तर पर दिशा निर्देशों का कड़ाई से पालन एवं समयानुसार कार्य सम्पन्न होना ।	व्यक्तिगत स्तर पर अधिकांश निर्देशों का पालन एवं समयानुसार कार्य सम्पन्न होना।	व्यक्तिगत स्तर पर बहुत कम दिशा निर्देशों का पालन एवं अतिरिक्त समय देने के पश्चात कार्य सम्पन्न होना।	व्यक्तिगत स्तर पर दिशा निर्देशों का पालन एवं समयानुसार कार्य सम्पन्न न हो पाना।
समग्र प्रस्तुति	परियोजना का समग्र प्रभाव रोचक और आकर्षक।	परियोजना का समग्र प्रभाव ध्यान आकर्षण के लिए पर्याप्त।	परियोजना की समग्र प्रस्तुति को आकर्षक बनाने के लिए कुछ ही प्रयास किया गया।	समग्र प्रस्तुति को रोचक बनाने के लिए विद्यार्थी ने किसी प्रकार का प्रयास नहीं किया।

BENGALI 2nd LANGUAGE

Class-III

F.M. 20

TOPIC- অরণ্য সংরক্ষণের প্রয়োজনীয়তা

উদ্দেশ্য (Objectives)

- কল্পনার বিকাশ
- সৃজনশীলতার বিকাশ
- ভাষাশৈলীর বিকাশ
- ব্যবহারিক জ্ঞানের বিকাশ
- অরণ্য সংরক্ষণের প্রয়োজনীয়তা সম্পর্কে পরিচয়
- ভাষাগত ক্ষমতা এবং ধারণাগত ক্ষমতার বিকাশ



“পৃথিবীরই কোনো গভীর অরণ্যতে...
যেখানে এখনো অব্যাহত বৃষ্টি নামে,
আপন মনেই বেড়ে ওঠে বুনো লতা-
আমিও সেখানে অরণ্য-তরু হয়ে
পালন করবো সীমাহীন নীরবতা...”

কথাগুলো পড়লে মনে যেন এক গভীর অরণ্যের চিত্র ভেসে ওঠে, কিন্তু পৃথিবীতে হয়তো এখন আর গভীর অরণ্য বলে কিছু নেই। অরণ্য সংরক্ষণ প্রয়োজনীয়, কারণ সারা বিশ্বব্যাপী প্রতিনিয়ত অবিবেচনা প্রসূত যে পরিমাণে বৃক্ষ কাটা হচ্ছে, এর ফলে পরিবেশের উপর যে বিরূপ প্রভাব তা এখন সর্বস্তরের মানুষ বুঝতে পারছেন। তাই অরণ্য সংরক্ষণ করার পাশাপাশি বনসৃজন জরুরী।

অরণ্য সংরক্ষণের প্রয়োজনীয়তা কি তা কাউকে বলে দিতে হয় না। সকলেই কম বেশি এর প্রয়োজনীয়তা কি তা জানেন। কিন্তু তবুও মানুষ বন ধ্বংস করেই চলেছে। এই ধ্বংসলীলা বন্ধ না করলে পরিবেশে ভারসাম্য বজায় রাখা কষ্টকর হয়ে উঠবে, আর এতে মানবজাতি বহু সমস্যার সম্মুখীন হবে। তাই নিজের স্বার্থেই আমাদের অরণ্য সম্পদ ধ্বংস না করে বরং তা রক্ষা করা উচিত। মনে রাখতে হবে “অরণ্য পরম বন্ধু, পৃথিবীর প্রাণ, আকাশে বাতাসে ভাসে

অরণ্যের গান।” আর এই গানের সাথে তাল মিলিয়ে আমাদেরকেই হয়ে উঠতে হবে বনভূমির রক্ষক।

প্রকল্পের কাজে নিম্নলিখিত বিষয়গুলি অন্তর্ভুক্ত থাকবে(অরণ্য সংরক্ষণের প্রয়োজনীয়তা)

❖ **প্রকল্পের কাজের প্রথম অংশ - ম্যাগাজিন তৈরি**

- একটি আকর্ষণীয় শিরোনাম ও ছবিসহ ম্যাগাজিনের প্রচ্ছদ তৈরি করতে হবে।
- অরণ্য সংরক্ষণের প্রয়োজনীয়তা সম্পর্কে চারটি ছবি লাগাও এবং তাদের নাম লেখো
- ভেবে লেখো কেন মানুষ আজকাল গাছ কাটছে।
- (চার থেকে পাঁচ বাক্য)
- অরণ্য ধ্বংসের ফলে আমরা কী কী সমস্যাগুলোর সম্মুখীন হচ্ছি ছবির মাধ্যমে দেখাও।

❖ **প্রকল্প কাজের দ্বিতীয় অংশে শিক্ষার্থীরা অরণ্য সংরক্ষণের প্রয়োজনীয়তা নিয়ে একটি পোস্টার তৈরি করবে।**

পোস্টার তৈরিতে নিম্নলিখিত বিষয়গুলি অন্তর্ভুক্ত করা প্রয়োজন -

- A4 আকারের পৃষ্ঠা ব্যবহার করবে।
- পোস্টারটিকে একটি আকর্ষণীয় শিরোনাম দাও।
- অরণ্য সংরক্ষণের প্রয়োজনীয়তার উপর একটি স্লোগান লেখো।
- কাঠের বিকল্প দ্রব্যের ব্যবহার বৃদ্ধি নিশ্চিত করার জন্য যেকোনো দুটি সমাধান ছবিসহ লেখো।
- উপস্থাপনা, বানান এবং বাক্য গঠনের প্রতি বিশেষ মনোযোগ দেওয়া প্রয়োজন।

LEARNING OUTCOMES:

- এই পরियोजना কার্যের মাধ্যমে শিক্ষার্থীরা অরণ্য সংরক্ষণের প্রয়োজনীয়তা সম্পর্কে পরিচিত হবে।

Evaluation Rubric (2025-2026)

Skills দক্ষতা	Competency যোগ্যতা			
	4	3	2	1
বিষয়বস্তুর কার্যকরী এবং সৃজনশীল বর্ণনা	বিষয়ের সাথে সম্পর্কিত তথ্যগুলির উপর গভীর গবেষণা রয়েছে এবং নিবন্ধে বর্ণনাটি বিষয়ের সাথে সঠিক এবং প্রাসঙ্গিক।	দু-একটি তথ্যগত ভুল বাদে অধিকাংশ তথ্যই সঠিক এবং বিষয়ের সাথে সংঙ্গতিপূর্ণ।	বিষয় অনুযায়ী কিছু তথ্য কিন্তু তিনটির বেশি ত্রুটি পাওয়া গেছে।	ব্যবহৃত নিবন্ধগুলির বিষয়বস্তু স্পষ্ট নয়।
শৈল্পিক ক্ষমতা এবং ছবি সংগ্রহ	প্রজেক্টের থিমকে কার্যকরভাবে বোঝাতে রং, সাজসজ্জা এবং ছবির ভালো ব্যবহার।	প্রকল্পের থিমের কার্যকরী প্রকাশের জন্য রঙ এবং ছবির কিছু ব্যবহার।	প্রকল্পের থিমের কার্যকরী প্রকাশের জন্য রঙ, সজ্জা এবং ছবির কম ব্যবহার।	প্রজেক্টের থিমের কার্যকরী প্রকাশের জন্য রং, সজ্জা এবং ছবির ভালো ব্যবহার করা হয়নি।
ভাষার ব্যবহার	উপস্থাপনায় বাক্য-বিন্যাস, বানান এবং বিরাম চিহ্নে কোনো ত্রুটি থাকা উচিত নয়। সহজ ও বোধগম্য ভাষার যথাযথ ব্যবহার।	উপস্থাপনায় বাক্য-বিন্যাস, বানান এবং বিরাম চিহ্নের কয়েকটি ত্রুটি রয়েছে।	উপস্থাপনায় বাক্য গঠন, বানান এবং বিরাম চিহ্নের ত্রুটির কারণে ভাষার উপযুক্ততার অভাব।	উপস্থাপনায় বাক্য গঠন, বানান এবং বিরাম চিহ্নের ত্রুটির কারণে বিষয় অনুযায়ী ভাষা ব্যবহার করতে না পারা।
নির্দেশিকা/সময়ানুবর্তিতা অনুসরণ	নির্দেশিকাগুলি কঠোরভাবে মেনে চলা এবং সময়মতো কাজ শেষ করা।	বেশিরভাগ নির্দেশনা অনুসরণ করা এবং সময়মতো কাজ শেষ করা।	খুব কম নির্দেশনা অনুসরণ করে এবং অতিরিক্ত সময় নিয়ে কাজটি সম্পন্ন করা হয়।	নির্দেশিকা অনুসরণ এবং সময়মতো কাজ সম্পূর্ণ করতে ব্যর্থতা।
সামগ্রিক উপস্থাপনা	প্রকল্পের সামগ্রিক ছাপ প্রশংসনীয় এবং আকর্ষণীয়।	প্রকল্পের সামগ্রিক প্রভাব মনোযোগ আকর্ষণ করার জন্য যথেষ্ট।	প্রকল্পের সামগ্রিক উপস্থাপনা আকর্ষণীয় করার জন্য সামান্য প্রচেষ্টা করা হয়েছিল।	সার্বিক উপস্থাপনাকে আকর্ষণীয় করে তুলতে শিক্ষার্থী কোনো চেষ্টাই করেনি।

MATHEMATICS**CLASS – III****F. M.- 20**

Make a cover page of your project mentioning the subject, topic, your name, class and section.

Write your answers in A4 size sheets mentioning the question number correctly. Do not copy the questions.

CONSERVING FORESTS**LEARNING OBJECTIVES**

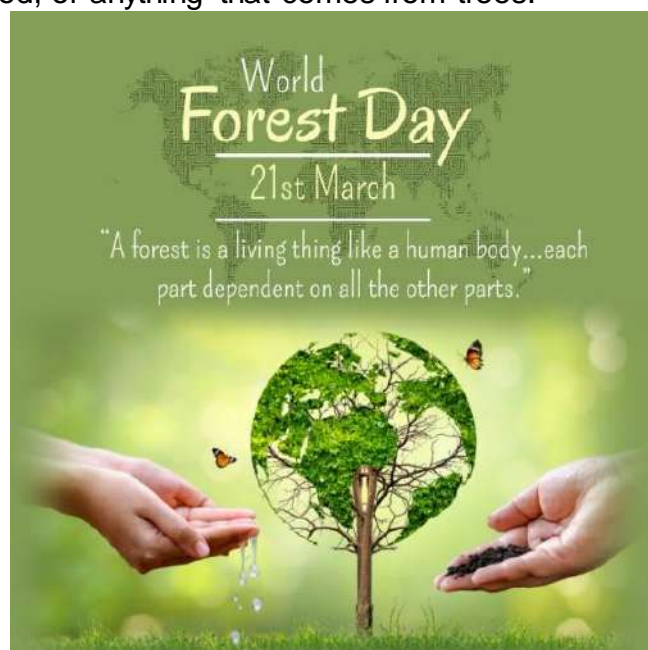
Through this project, students will be able to:

- Understand the importance of forests in our life
- Students will learn about the causes of decrease in forest land and ways to prevent it.
- Revise the concept of large numbers.
- Students will practice recognizing and sequencing letters of the alphabet.
- Develop critical, logical thinking and problem-solving skills

CONSERVING FORESTS

Forests are one of the most precious gifts of nature. They are home to many animals, birds, insects, and even plants that grow only in wild places. Forests help us in many ways — they give us clean air to breathe, bring rain, keep the weather cool, and provide us with fruits, wood, and medicine.

Forest conservation means taking care of forests, planting more trees, and using forest resources carefully. We should not waste paper, wood, or anything that comes from trees.



Forest Day, also known as the International Day of Forests, is observed on March 21st every year. This day is celebrated to raise awareness about the role of forests in our lives and the need to protect them.

- I. The following bar graph highlights the approximate number of trees planted in a town in the past five years (2020-2024):



(Data is scaled down to 3-digit numbers for learning purposes)

Study the above graph and answer the following questions:

- Arrange the years in decreasing order of number of trees planted.
- Which year was the second most number of trees planted?
- Which year was the least number of trees planted? Write the year in expanded form.
- What is the difference between the highest and third least number of trees planted?
- Calculate the total number of trees planted in the even years. Write the successor of your answer.

- II. Find out the different ways of conserving forests by decoding the numbers with alphabet.

- If **18 5 4 21 3 5** decodes to REDUCE, then **4 5 6 15 18 5 19 20 1 20 9 15 14** decodes to _____.
- If **16 18 15 20 5 3 20** decodes to PROTECT, then **23 9 12 4 12 9 6 5** decodes to _____.
- If **3 18 5 1 20 5** decodes to CREATE, then **1 23 1 18 5 14 5 19 19** decodes to _____.
- If **19 1 22 5** decodes to SAVE, then **16 1 16 5 18** decodes to _____.

- III. The **Acharya Jagadish Chandra Bose Indian Botanical Garden** in **Kolkata**, West Bengal is one of the oldest and largest botanical gardens in India. The garden is full of different kinds of plants and trees from all over the world. One of the most famous things in this garden is the **Great Banyan Tree**, which is known for being the **largest banyan tree in the world** by area.



- (a) Find out the age of The Great Banyan tree. Represent the age as a roman numeral in a creative manner on a Fabriano sheet. You can use Art and Craft materials to make your work look attractive.
- (b) A group of visitors are waiting at the entrance to buy entry tickets for the Botanical Garden. The following five counters are open:
8, 5, 7, 6, 3
Form the greatest and smallest 5-digit numbers with the numbers given above.
- (c) With the greatest 5-digit number formed in part (b), interchange the digits in the hundreds place and the ten-thousands place. Write the new number formed.

IV. Make a **2D model** of a forest using **plane shapes**.

Include the following elements in your model:

- Trees
- Grass
- One wild animal
- One bird
- A river flowing

You will need to include at least **4 geometric shapes**.

(You can add more elements according to your creativity. Take reference from the picture given.)

All elements should be made of plane shapes.

Write any 2 shapes that you have used in your model with 2 examples each from your surroundings.



MATHEMATICS PROJECT GRADING RUBRICS**UNIT TEST 1****Class III**

	5	4	3	2	1
Maths content	Shows a clear knowledge and application of math skills.	Shows a general knowledge and application of math skills.	Shows a limited knowledge and application of math skills.	Shows little knowledge and application of math skills.	Shows no knowledge and application of math skills.
Mental Ability and Decoding Accuracy	Is able to solve all the sums correctly to decode and find the term given on the topic accurately.	Is able to solve all the sums correctly and decode but unable to find the term given on the topic accurately.	Is able to solve all the sums correctly but unable to decode and find the term given on the topic accurately.	Is able to solve most of the sums correctly, so unable to decode and find the term given on the topic accurately.	Is unable to solve the sums correctly so unable to decode and find the term given on the topic accurately.
Art and Craft	The concept in the submission is exceptionally creative and well-integrated with art.	The concept in the submission is creative and well-integrated with art.	The concept in the submission is somewhat creative and integrated with art.	The concept in the submission shows little creativity and integration with art.	The concept in the submission lacks creativity and integration with art.
Overall Presentation and Neatness	The presentation is exceptionally attractive in terms of design, layout and neatness.	The presentation is acceptably attractive in terms of design, layout and neatness.	The presentation is somewhat attractive in terms of design, layout and neatness.	The presentation is little attractive in terms of design, layout and neatness.	The presentation is not attractive in terms of design, layout and neatness.

SUBJECT - EVS**CLASS: III****FULL MARKS: 20****THEME: CONSERVING FOREST****LEARNING OBJECTIVES**

After completing the project, the students will be able to:

- Understand the meaning of forest conservation.
- Appreciate the importance of forest conservation in sustaining life on our planet.
- Experiential learning: Research work on forest conservation
- Art integration: Making a model of a forest.

The environment gives us countless benefits that we can't repay our entire life. Human activities are the major cause that harm the environment. One such activity is **destruction of forest**.

Let us now understand about forest...

A forest is a big area with many trees, plants and animals. Forests are homes for birds, animals and insects. Trees in forests help keep the air clean and provide shade. Forests also play a role in bringing rain and keeping soil healthy. Forests are beautiful and important for our planet's health. They are a vital part of nature that we should protect.



Forest conservation means protecting and taking care of our forests. We need to conserve forests to keep our planet healthy. By taking care of forests, we pledge to help our planet thrive. We need to plant more trees, not cut them down and keep the forest clean.

Let's work together to protect the voiceless!

NOW, IT'S YOUR TURN TO CONTRIBUTE!

What you need to do for the project?

1. Model Making –

- Make a small model of a forest.
 - You may use cut outs, wool, a shoe box, cardboard, newspaper and other waste materials as much as possible for making the model.
 - Label all the components of the forest. (e.g – trees, animals, birds etc)
 - You may use the links provided below for research work or use your own creativity.

Video Links (Model)

- ✓ <https://youtu.be/tT4yHH7rhSE?si=lbJSIPm13OmVeBJ>
- ✓ <https://www.youtube.com/watch?v=crHRPxlucE>
- ✓ https://youtu.be/f_pxRr0cBYE?si=L2nUKq77j2JXtJ9G
- ✓ <https://www.youtube.com/watch?v=CqZHqgiHRXM>


2. In the model-

- Put a captivating slogan on conservation of forest as a banner using sticks.
- Hang/stick any 4 things that you get from trees in the model.

(Do not forget to mention your name, class, section and roll.no behind the model.)

Video links

- ✓ https://youtu.be/6x8luJlcXTk?si=zgRDsq_kHV_GcRN
- ✓ https://youtu.be/_dWJVHIE9S8?si=S0tzuHIPfv62OPZ
- ✓ <https://youtu.be/Reb4JAB2f5w?si=Je5PYvkxQtY8la>
- ✓ <https://youtu.be/UnwMq1gGjkh?si=WdqQuz1tSj7rGu>



LEARNING OUTCOMES:

At the end of the project, the students were able to –

- Understand the meaning of forest and forest conservation.
- Appreciate the importance of forest conservation in sustaining life on our planet.
- Make a model of a forest.



IT'S TIME FOR ACTION, FRIENDS!

RUBRICS**EVS 3 – OPEN BOOK PROJECT – UT1 (2025-2026)**

	4	3	2	1
Content - Accuracy and understanding of the theme	Demonstrates a clear understanding of the theme. The content is concise and accurate.	Demonstrates an adequate understanding of the theme. The content is adequately concise and accurate.	Demonstrates limited understanding of the theme. The content is somewhat accurate.	Demonstrates no understanding of the theme. The content lacks accuracy.
Creativity and Originality - Art integration	The submission reflects originality and is exceptionally creative and well-integrated with Art.	The submission reflects originality to some extent and is adequately creative and integrated with Art.	The submission is somewhat creative and displays little integration with Art. Shows little originality.	The submission lacks creativity and integration with Art. Originality is lacking.
Research Work – Use of technology and media (links provided)	Accessed suggested media and employed technology exceptionally for research work.	Accessed suggested media and employed technology adequately for research work.	Suggested media was somewhat accessed. Research work was inadequate.	Suggested media was not accessed at all. Research work is lacking.
Guidelines followed with timely submission	Guidelines have been strictly followed. The project was submitted on time.	Most of the instructions have been followed. The project was submitted on time.	Followed very few guidelines. The project was submitted beyond time.	Guidelines have not been followed. The project was submitted beyond time.
Overall Presentation – Layout of the project	Presentation includes relevant pictures/drawings to support the content. The presentation is exceptionally attractive and appealing in terms of design, layout and neatness.	Graphics used in the presentation support the content to some extent. The presentation is quite attractive in terms of design, layout and neatness.	Graphics are somewhat related to the content. Some attempt has been made to make the presentation somewhat attractive.	Graphics are not related to the content at all. Little or no effort has been made to make the presentation attractive.

COMPUTER EDUCATION

CLASS – III

F. M.- 10

Instructions:

- Use 3 A4 sheet paper to complete your project.
 - Make a cover page of your project mentioning the subject, topic, your name, class and section.
 - Do not copy the questions.
 - Submit your project in a channel file to your subject teacher.
-

LEARNING OBJECTIVES

Through this project, students will be able to:

- Understand the importance of forests in our life
- Students will learn about forest conservation.
- Revise the concept of Input-Output devices, IPO cycle and roman numbers.
- Students will practice recognizing shapes in MS Paint.
- Develop critical, logical thinking and problem-solving skills

CONSERVING FORESTS

Forests are one of the most precious resources on our planet. They are home to a vast array of plants and animals, provide us with oxygen, food, and shelter, and play a crucial role in maintaining the balance of our ecosystem.

However, forests are facing numerous threats such as deforestation, pollution, and climate change, which can have severe consequences on our environment and wildlife.












General Instructions: There are two activities to be done:

1. Make a digital poster using MS Paint: As a responsible student, create a digital poster on "Conserving Forests" using MS Paint to raise awareness. Include the following elements:

- i. Draw forest elements like trees, leaves, flowers, forest animals, etc. using MS Paint shapes tools. Ensure to use at least 4 shapes in your poster.
- ii. Use Fill tool to add colour to your poster.
- iii. Use Add Text tool and give a unique title to your digital poster.
- iv. Take a printout of your final poster.

- v. Stick the printout on a Fabriano sheet and attach it to your project.

2. Identify IPO cycle: Take a print out of the table given below . Stick the printout on a fabriano sheet and attach it to your project. Read the task mentioned in each row .Identify and write Input ,Process and Output in the box given below each picture.

Making paper in factories using wood		
 <input type="text"/>	 <input type="text"/>	 <input type="text"/>
Tyres are made in factories using rubber		
 <input type="text"/>	 <input type="text"/>	 <input type="text"/>
A bonfire is prepared using wood		
 <input type="text"/>	 <input type="text"/>	 <input type="text"/>

LEARNING Outcome:

- Students will understand why forests are important and how to protect them.
- Students will name input and output devices and explain the IPO cycle.
- Students will draw and recognize shapes using MS Paint.
- Students will use thinking skills to solve problems and answer questions.

Rubrics

Criteria	2.5	1.5	1
Creativity	Very creative, unique ideas, and well-executed	Some creative elements but common ideas.	Lacks creativity and effort
Neatness and presentation	Exceptionally neat and well-organized.	Satisfactory neatness, some clutter.	Untidy in parts, needs improvement.
Understanding of Topic	Demonstrates thorough understanding of topic.	Basic understanding with some misconceptions.	Little to no understanding of the topic.
Use of Software (MS Paint)	Exceptional use of tools of MS Paint.	Satisfactory use of tools of MS Paint.	Little to no use of tools of MS Paint.