

LAKSHMIPAT SINGHANIA ACADEMY

OPEN BOOK PROJECT

SESSION: 2023 – 2024

TERM: 1

CLASS - IV

THEME: INDIAN CULTURE AND TRADITION - RAJASTHAN

- ✚ All projects to be done in school.
- ✚ Instructions given by each subject teacher to be read carefully.
- ✚ Only research work required for the projects to be done at home.
- ✚ No written work to be done at home for the projects.
- ✚ Materials required for the projects to be brought by the group members.
- ✚ All group members must participate actively in the execution of the projects.

ENGLISH**CLASS: IV****FULL MARKS: 20**

INSTRUCTIONS

Use light coloured fabriano sheets or chart paper.

Include suitable drawings/pictures to enhance your overall presentation.

Refer to the internet to gather information but the matter must be written in your own words.

LEARNING OBJECTIVES:

After the completion of the project students will be able to:

- **know about the rich culture and tradition of Rajasthan**
 - **know about the music, dance forms, textiles and handicrafts of Rajasthan**
 - **learn about the Sheherwali cuisine which is influenced by that of West Bengal**
 - **learn how to design a brochure**
 - **augment their writing and imaginative skills**
 - **enhance their creative and artistic skills**
-

THEME: Indian Culture and Tradition – Rajasthan

India is a land of diverse culture and tradition. The state of Rajasthan has a rich and unique heritage of art and culture which is recognized and treasured across the globe. Its unique charm is reflected in its architecture, costumes, cuisine and art and craft. Let us delve deep into the culture and tradition of Rajasthan and enrich ourselves.

WHAT YOU NEED TO DO: The class will be divided into 5 groups. Each group will create a brochure as mentioned below.

Imagine that your school has arranged for a **cultural exchange programme** with the colourful state of Rajasthan. The fest will be held for 3 days, where artists from Rajasthan will come and showcase their skills. The third day will be a celebration of the fusion of the cuisine of Rajasthan and your state with stalls of the unique Sheherwali cuisine of the Oswal Jain Community merchants who migrated to Bengal from the deserts of Rajasthan. Refer to the links provided to gather information about the different aspects of Rajasthan required for your project.

The schedule of the fest will be as follows-

Day 1: Music and dance performance of artists from Rajasthan

Day 2: Exhibition of textiles and handicrafts of Rajasthan by artisans of that state

Day 3: Food stalls of the Sheherwali cuisine

Brochure Designing: A brochure is a small booklet or pamphlet, especially one that contains pictures and is used for advertising purposes. Design a brochure giving information about the above mentioned fest which will be held in your school.

Your brochure must include the following:

- Cover page – Give an interesting name to the fest and provide other necessary details. Draw elements of both the states of Rajasthan and West Bengal to decorate the page.
- An introduction about the aim of the fest.
- The venue, dates and timings of the programme to be mentioned.
- Day wise schedule along with relevant details to be given. Give a separate title for each day.
- For day 1: Mention the names of the artists with a few lines about the art forms that they will present.
- For day 2: Names and a few lines on the things that will be exhibited to be given.
- For day 3: What is Sheherwali cuisine and how did it evolve? How has it been influenced by the cuisine of West Bengal. Name a few items that will be available in the stalls.
- Last page: Look for items in your house that belong to Rajasthan and West Bengal. The items may have been bought or made by you. Arrange them artistically, click a picture and paste it on the last page of the brochure.
- Include suitable drawings/pictures on all the pages to enhance your overall presentation.

You may refer to the given links before designing the brochure:

https://en.wikipedia.org/wiki/Culture_of_Rajasthan

<https://www.erajasthantourism.net/culture-of-rajasthan/>

<https://finallyfoodie.com/sheherwali-cuisine/>

<https://food.ndtv.com/food-drinks/royal-food-of-bengal-sheherwali-cuisine-is-a-delight-in-the-land-of-mach-mishti-and-more-2169264>

LEARNING OUTCOME:

At the end of the project students will be able to design a brochure and appreciate the unique culture of Rajasthan and also learn about its similarity with West Bengal.

RUBRIC

CATEGORY	4	3	2	1
CONTENT – Accuracy and research	All relevant details are included in the brochure and reflects exhaustive research work done on the topic.	The brochure contains almost all details with considerable amount of research work done on the topic.	The brochure does not include all relevant details and research work done on the topic is not exhaustive.	The brochure lacks quite a few necessary details with little or no research work done on the topic.
STYLE OF WRITING – spelling, grammar, choice of words	The brochure is clearly written with no grammatical or spelling errors. Choice of words is accurate.	The brochure is clearly written with no grammatical or spelling errors. Choice of words could have been better.	The brochure presents some grammatical or spelling errors. Choice of words is limited.	The brochure presents many grammatical and spelling errors. Choice of words is extremely limited.
CREATIVITY AND ORIGINALITY	Displays great amount of creativity and originality. Name of the fest and titles for each day are unique and original.	Displays good amount of creativity and originality. Name of the fest and titles for each day are original.	Displays limited amount of creativity and originality. Name of the fest and titles for each day are original to some extent.	Displays lack of creativity and originality. Name of the fest and titles for each day are not original.
OVERALL PRESENTATION	The planning and execution of the layout, design and presentation of the brochure are excellent.	The planning and execution of the layout, design and presentation of the brochure are good.	The planning and execution of the layout, design and presentation of the brochure are well done, but has scope for improvement.	The planning and execution of the layout, design and presentation of the brochure have not been done properly.
INDIVIDUAL CONTRIBUTION	Participated actively in the project. Exhibited good leadership qualities and helped members. Was an excellent team member.	Participated actively in the project. Followed the suggestions of the members. Was a good team member.	Participated in the project but not wholeheartedly. Had minor adjustment issues with the members. Was an average team member.	Little effort shown towards completion of the project. Disturbed the other team members and did not believe in teamwork.

Class-IV
Subject-Hindi 2nd Language

F.M. 20

TOPIC- राजस्थानी एवं बंगाली संस्कृति एवं कला की एक झलक

उद्देश्य (Objectives)

- कल्पनाशीलता का विकास
- रचनात्मकता का विकास
- भाषा शैली का विकास
- व्यावहारिक ज्ञान का विकास
- भाषिक क्षमता और वैचारिक क्षमता का विकास
- देश के उज्वल व गौरवशाली अतीत से परिचय
- बुकलेट की प्रक्रिया और महत्व से परिचय
- राजस्थानी एवं बंगाली संस्कृति एवं कला संरक्षण के प्रति जागरूकता



राजस्थान, भारत के सबसे खूबसूरत राज्यों में से एक है। यहाँ की संस्कृति दुनिया भर में मशहूर है। राजस्थान की संस्कृति विभिन्न समुदायों और शासकों का योगदान है। आज भी जब कभी राजस्थान का नाम लिया जाए तो हमारी आँखों के आगे थार रेगिस्तान, ऊँट की सवारी, घूमर और कालबेलिया नृत्य और रंग-बिरंगे पारंपरिक परिधान आते हैं। ये राज्य अपने सभ्य स्वभाव और शालीन मेहमान नवाजी के लिए जाना जाता है। चाहे स्वदेशी हो या विदेशी, यहाँ की संस्कृति तो किसी का भी मन चुटकियों में मोह लेगी।

➤ परियोजना कार्य से संबन्धित सामान्य निर्देश - (सामूहिक कार्य)

- ✓ परियोजना के लिए आवश्यकतानुसार A4 साइज पन्नों का इस्तेमाल करें।
- ✓ सहायता हेतु निम्नलिखित लिंकस को देख सकते हैं-

1) <https://youtu.be/OTGsCXtt7OQ>

- II) <https://youtu.be/s0XizXNBDLQ> राजस्थान
III) <https://youtu.be/zbgFOvsACCs> (बंगाल)


क) अपनी खोजों के आधार पर दोनों राज्यों पर आधारित एक ऐसी पुस्तिका(Booklet) तैयार करें जिसमें इन राज्यों की सभ्यता एवं संस्कृति की स्पष्ट जानकारी आसानी से देखी एवं समझी जा सके।

पुस्तिका(Booklet) में निम्नलिखित बिंदुओं का समावेश अवश्य हो -

- क) पुस्तिका(Booklet) को उचित शीर्षक अथवा नाम दें।
ख) दोनों राज्यों के पर्वतीय क्षेत्रों की संक्षिप्त जानकारी।
ग) दोनों राज्यों के यूनेस्को द्वारा घोषित त्योहार/ जगह की संक्षिप्त जानकारी।
घ) दोनों राज्यों में लगने वाले विशेष मेले की संक्षिप्त जानकारी।
ङ) दोनों राज्यों के पोशाक, हस्त शिल्प, भोजन, त्योहार की संक्षिप्त जानकारी।
च) मंडाला कला” (Mandala Art) का एक नमूना एवं संक्षिप्त जानकारी।
छ) दोनों की सभ्यता एवं संस्कृति में समानता (कम से कम दो-दो पॉइंट्स अवश्य लिखें)
ज) लोगों को आकर्षित करने वाले दो नारे (स्लोगन) अवश्य लिखें।
झ) प्रस्तुति एवं भाषा पर विशेष अवश्य ध्यान दें।

टिप्पणी- संक्षिप्त जानकारी से तात्पर्य है-जगह एवं धरोहर का नाम, महत्वपूर्ण जानकारी एवं चित्र।

उदाहरण- माउंट आबू(पर्वतीय क्षेत्र), राजस्थान के कश्मीर के रूप में जाना जाता है।



LEARNING OUTCOMES (अधिगम प्रतिफल)

इस परियोजना कार्य के माध्यम से विद्यार्थी राजस्थान एवं बंगाल की कला एवं संस्कृति से परिचित हुए, उनके संरक्षण के प्रति जागरूक हुए, भ्रमण की महत्ता को समझने में, मानव और जीव-जगत के संघर्ष को जानने में तथा पुस्तिका बनाने की कला को सीखने में सक्षम हुए।

RUBRICS FOR CLASS 4 HINDI PROJECT(UT_1)

मानदंड	4	3	2	1
विषय-वस्तु का प्रभावी और सृजनात्मक वर्णन	विषय सामाग्री से जुड़े तथ्यों पर गहरा शोध और लेख में सटीक एवं विषयानुरूप वर्णन है।	एक या दो तथ्यात्मक त्रुटियों के अलावा अधिकांश तथ्य सही एवं विषयानुरूप हैं।	कुछ तथ्य विषयानुरूप हैं पर तीन से अधिक त्रुटियाँ पाई गई हैं।	प्रयुक्त लेखों में विषय सामाग्री स्पष्ट नहीं है।
कलात्मक क्षमता एवं चित्र संकलन	परियोजना के विषय की प्रभावी अभिव्यक्ति के लिए रंगों साजसज्जा - की सामग्री, तस्वीरों का अच्छा उपयोग।	परियोजना के विषय की प्रभावी अभिव्यक्ति के लिए रंगों साज-सज्जा की सामग्री, तस्वीरों का कुछ उपयोग।	परियोजना के विषय की प्रभावी अभिव्यक्ति के लिए रंगों साजसज्जा - की सामग्री, तस्वीरों का कम उपयोग।	परियोजना के विषय की प्रभावी अभिव्यक्ति के लिए रंगों साजसज्जा - की सामग्री, तस्वीरों का उपयोग नहीं किया गया।

भाषा का प्रयोग	प्रस्तुतीकरण में वाक्य-विन्यास, वर्ण—विन्यास एवं विराम चिह्न संबंधी त्रुटियाँ न होना। सहज एवं बोधगम्य भाषा का उपयुक्त प्रयोग।	प्रस्तुतीकरण में वाक्य-विन्यास, वर्ण—विन्यास एवं विराम चिह्न संबंधी कुछ ही त्रुटियाँ का होना।	प्रस्तुतीकरण में वाक्य-विन्यास, वर्ण—विन्यास एवं विराम चिह्न संबंधी त्रुटियाँ के कारण भाषा की उपयुक्तता का अभाव पाया जाना।	प्रस्तुतीकरण में वाक्य-विन्यास, वर्ण—विन्यास एवं विराम चिह्न संबंधी त्रुटियाँ के कारण विषयानुसार भाषा का प्रयोग न हो पाना।
व्यक्तिगत स्तर पर दिशा निर्देशों का पालन/ समयनिष्ठता	व्यक्तिगत स्तर पर दिशा निर्देशों का कड़ाई से पालन एवं समयानुसार कार्य सम्पन्न होना ।	व्यक्तिगत स्तर पर अधिकांश निर्देशों का पालन एवं समयानुसार कार्य सम्पन्न होना।	व्यक्तिगत स्तर पर बहुत कम दिशा निर्देशों का पालन एवं अतिरिक्त समय देने के पश्चात कार्य सम्पन्न होना।	व्यक्तिगत स्तर पर दिशा निर्देशों का पालन एवं समयानुसार कार्य सम्पन्न न हो पाना।
समग्र प्रस्तुति	परियोजना का समग्र प्रभाव रोचक और आकर्षक।	परियोजना का समग्र प्रभाव ध्यान आकर्षण के लिए पर्याप्त।	परियोजना की समग्र प्रस्तुति को आकर्षक बनाने के लिए कुछ ही प्रयास किया गया।	समग्र प्रस्तुति को रोचक बनाने के लिए विद्यार्थी ने किसी प्रकार का प्रयास नहीं किया।

Class-IV
Subject-Bengali 2nd Language

F.M. 20

TOPIC- রাজস্থানী এবং বাঙালি সংস্কৃতি ও শিল্পের এক ঝলক

উদ্দেশ্য (Objectives)

- কল্পনার বিকাশ
- সৃজনশীলতার বিকাশ
- ভাষাশৈলীর বিকাশ
- ব্যবহারিক জ্ঞানের বিকাশ
- ভাষাগত ক্ষমতা এবং ধারণাগত ক্ষমতার বিকাশ
- দেশের উজ্জ্বল এবং গৌরবময় অতীতের পরিচিতি
- পুস্তিকাটির প্রক্রিয়া এবং গুরুত্বের ভূমিকা
- রাজস্থানী এবং বাঙালি সংস্কৃতি ও শিল্প সুরক্ষার প্রতি সচেতনতা



- রাজস্থান ভারতের অন্যতম সুন্দর রাজ্য। এখানকার সংস্কৃতি সারা বিশ্বে বিখ্যাত। রাজস্থানের সংস্কৃতি বিভিন্ন সম্প্রদায় এবং শাসকদের অবদান। আজও যখনই রাজস্থানের নাম উচ্চারিত হয়, থর মরুভূমি, উটের চড়া, ঘুমার এবং কালবেলিয়া নাচ এবং রঙিন ঐতিহ্যবাহী পোশাক আমাদের চোখের সামনে ভেসে ওঠে। এই রাজ্যটি তার সভ্য প্রকৃতি এবং করুণাময় আতিথেয়তার জন্য পরিচিত। দেশি হোক আর বিদেশি, এখানকার সংস্কৃতি যে কাউকেই মুগ্ধ করবে এক নিমেষে।

- ✓ প্রকল্পের কাজের সাথে সম্পর্কিত সাধারণ নির্দেশাবলী -
- ✓ প্রকল্পের জন্য প্রয়োজনীয় A4 আকারের পৃষ্ঠাগুলি ব্যবহার করতে হবে।
- ✓ সাহায্যের জন্য নিম্নলিখিত লিঙ্কগুলি দেখা আবশ্যিক
- ✓ <https://youtu.be/Xmvpae7hfFE>
- l) <https://youtu.be/GwFuG3QqcbA> (রাজস্থান)

II) <https://youtu.be/YPO8Bqs1d4> (বাংলা)

ক) অনুসন্ধানের ভিত্তিতে, উভয় রাজ্যের উপর ভিত্তি করে একটি পুস্তিকা প্রস্তুত কর, যাতে এই রাজ্যগুলির সভ্যতা এবং সংস্কৃতি সম্পর্কে স্পষ্ট তথ্য সহজেই দেখা এবং বোঝা যায়।

নিম্নলিখিত বিষয়গুলি অবশ্যই পুস্তিকাটিতে অন্তর্ভুক্ত করতে হবে –

ক) পুস্তিকাটির একটি উপযুক্ত শিরোনাম বা নাম।

খ) উভয় রাজ্যের পার্বত্য অঞ্চলের সংক্ষিপ্ত জ্ঞান।

গ) উভয় রাজ্যের ইউনেস্কো ঘোষিত উৎসব/স্থান সম্পর্কে সংক্ষিপ্ত তথ্য।

ঘ) উভয় রাজ্যে অনুষ্ঠিত হতে যাওয়া বিশেষ মেলা সম্পর্কে সংক্ষিপ্ত তথ্য

ঙ) উভয় রাজ্যের পোশাক, হস্তশিল্প, খাবার, উৎসব সম্পর্কে সংক্ষিপ্ত তথ্য


চ) "মন্ডলা আর্ট" এর একটি নমুনা এবং সংক্ষিপ্ত বিবরণ

ছ) উভয়ের সভ্যতা এবং সংস্কৃতিতে সমতা (প্রত্যেকটিতে কমপক্ষে দুটি পয়েন্ট লিখতে হবে।

জ) মানুষকে আকৃষ্ট করে এমন দুটি স্লোগান লিখতে হবে।

ঝ) উপস্থাপনা ও ভাষার প্রতি বিশেষ মনোযোগ দিতে হবে।

মন্তব্য- সংক্ষিপ্ত তথ্যের অর্থ- স্থান ও ঐতিহ্যের নাম, গুরুত্বপূর্ণ তথ্য ও ছবি। উদাহরণ- মাউন্ট আবু (পার্বত্য অঞ্চল), যা রাজস্থানের কাশ্মীর নামে পরিচিত।



LEARNING OUTCOMES (শেখার ফলাফল)

এই প্রকল্পের কাজের মাধ্যমে শিক্ষার্থীরা রাজস্থান ও বাংলার শিল্প ও সংস্কৃতির সাথে পরিচিত হয়েছে, তাদের সংরক্ষণ সম্পর্কে সচেতন হয়েছে, ভ্রমণের গুরুত্ব বুঝতে পেরেছে, মানুষ ও প্রাণীর মধ্যে লড়াই শিখেছে এবং পুস্তিকা তৈরির শিল্প শিখতে সক্ষম হয়েছে।

RUBRICS

মানদণ্ড	4	3	2	1
বিষয়বস্তুর কার্যকরী ও সৃজনশীল বর্ণনা	প্রবন্ধে বিষয়বস্তুর সাথে সম্পর্কিত তথ্য এবং সঠিক ও প্রাসঙ্গিক বর্ণনার উপর গভীর গবেষণা রয়েছে।	একটি বা দুটি বাস্তবিক ত্রুটি ছাড়া, বেশিরভাগ তথ্যই সঠিক এবং প্রাসঙ্গিক।	কিছু তথ্য প্রাসঙ্গিক কিন্তু তিনটির বেশি ত্রুটি পাওয়া গেছে।	ব্যবহৃত নিবন্ধগুলির বিষয়বস্তু স্পষ্ট নয়।
শৈল্পিক ক্ষমতা এবং চিত্র সংগ্রহ	প্রকল্পের থিমের কার্যকরী প্রকাশের জন্য রং, প্রপস, ফটোগ্রাফের ভালো ব্যবহার।	প্রকল্পের থিমের কার্যকরী প্রকাশের জন্য রঙ, প্রপস, ফটোগ্রাফের কিছু ব্যবহার	প্রজেক্টের থিমের কার্যকরী প্রকাশের জন্য রং, প্রপস এবং ছবির ন্যূনতম ব্যবহার	প্রকল্পের থিমের কার্যকরী প্রকাশের জন্য রং, প্রপস, ফটোগ্রাফ ব্যবহার করা হয়নি।
ভাষার ব্যবহার	উপস্থাপনায় সিনট্যাক্স, বানান এবং বিরামচিহ্নের ত্রুটির অনুপস্থিতি। সহজ ও বোধগম্য ভাষার যথাযথ ব্যবহার।	উপস্থাপনায় সিনট্যাক্স, বানান এবং বিরাম চিহ্ন সম্পর্কিত কয়েকটি ত্রুটি রয়েছে।	উপস্থাপনায় সিনট্যাক্স, বানান এবং বিরাম চিহ্ন সম্পর্কিত ত্রুটির কারণে ভাষার উপযুক্ততার অভাব খুঁজে পাওয়া।	উপস্থাপনায় বাক্য গঠন, বানান ও বিরাম চিহ্ন সংক্রান্ত ত্রুটির কারণে বিষয় অনুযায়ী ভাষা ব্যবহার করা যায়নি।
নির্দেশিকা / সময়ানুবর্তিতা মেনে চলা	নির্দেশিকাগুলি কঠোরভাবে অনুসরণ করা এবং সময়মতো কাজ শেষ করা।	বেশিরভাগ নির্দেশনা অনুসরণ করে এবং সময়মতো কাজ শেষ করে।	খুব কম নির্দেশিকা অনুসরণ এবং অতিরিক্ত সময় দেওয়ার পরে কাজ শেষ করা।	নির্দেশিকা অনুসরণ না করা এবং সময়মতো কাজ সম্পূর্ণ করা।
সামগ্রিক উপস্থাপনা	প্রকল্পের সামগ্রিক প্রভাব আকর্ষণীয় এবং মনোগ্রাহী	প্রকল্পের সামগ্রিক প্রভাব মনোযোগ আকর্ষণ করার জন্য যথেষ্ট।	প্রকল্পের সামগ্রিক উপস্থাপনা আকর্ষণীয় করার জন্য সামান্য প্রচেষ্টা করা হয়েছিল।	সার্বিক উপস্থাপনাকে আকর্ষণীয় করে তোলার কোনো চেষ্টাই দেখা যায়নি।

MATHEMATICS

Class – IV

F.M. 20

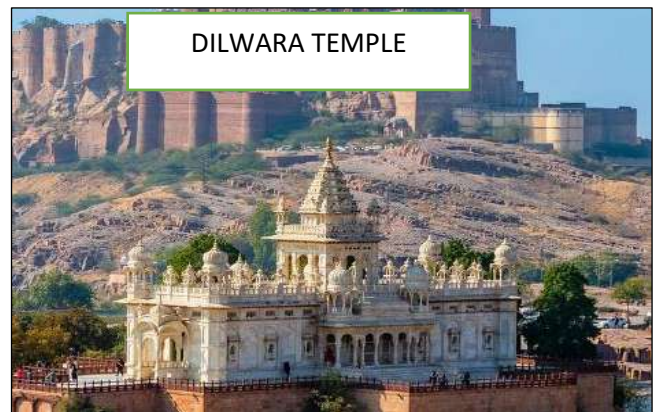
- Read the information carefully and solve the sums given.
- Kindly paste or draw minimum 5 pictures to enhance the presentation of your project. You may use the pictures given in the question paper.
- You may use colours wherever required.
- Make a cover page of your project mentioning the subject, topic and your name and class.

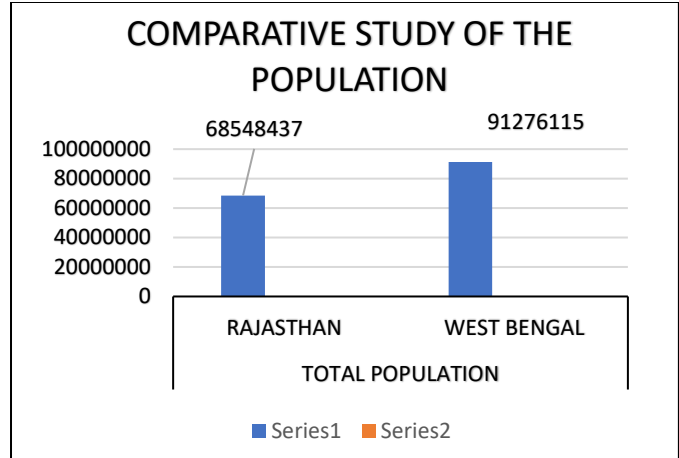
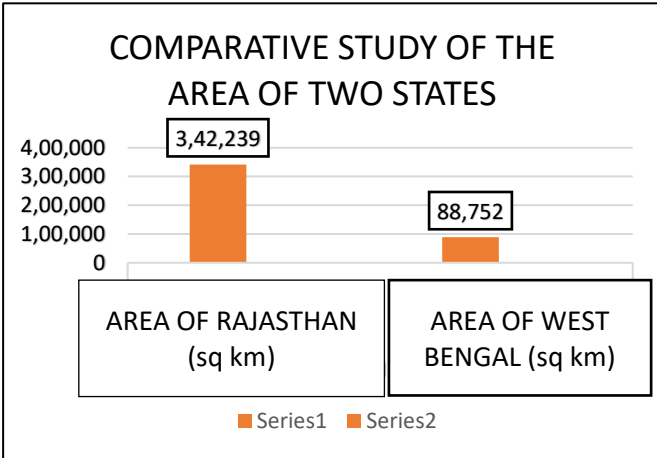
THEME: RAJASTHAN – Land of Kings

Through this project, students will be able to:

- make a comparative study of the state of West Bengal and Rajasthan
- revise and apply the concepts of Large Numbers and Fractions
- apply their creativity and imagination to complete the art work.
- develop critical thinking and problem-solving skills

Sreemoyee, a nine year old girl from West Bengal, will visit Rajasthan along with her parents and grandparents during the Summer Vacation. Sreemoyee read the story “*Sonar Kella*” and being inspired by Feluda (the famous detective) made a thorough research of Rajasthan before visiting that place and made a comparative study with her residing state, West Bengal.





1. Few questions will be given to answer based on the above data on the day of the project.

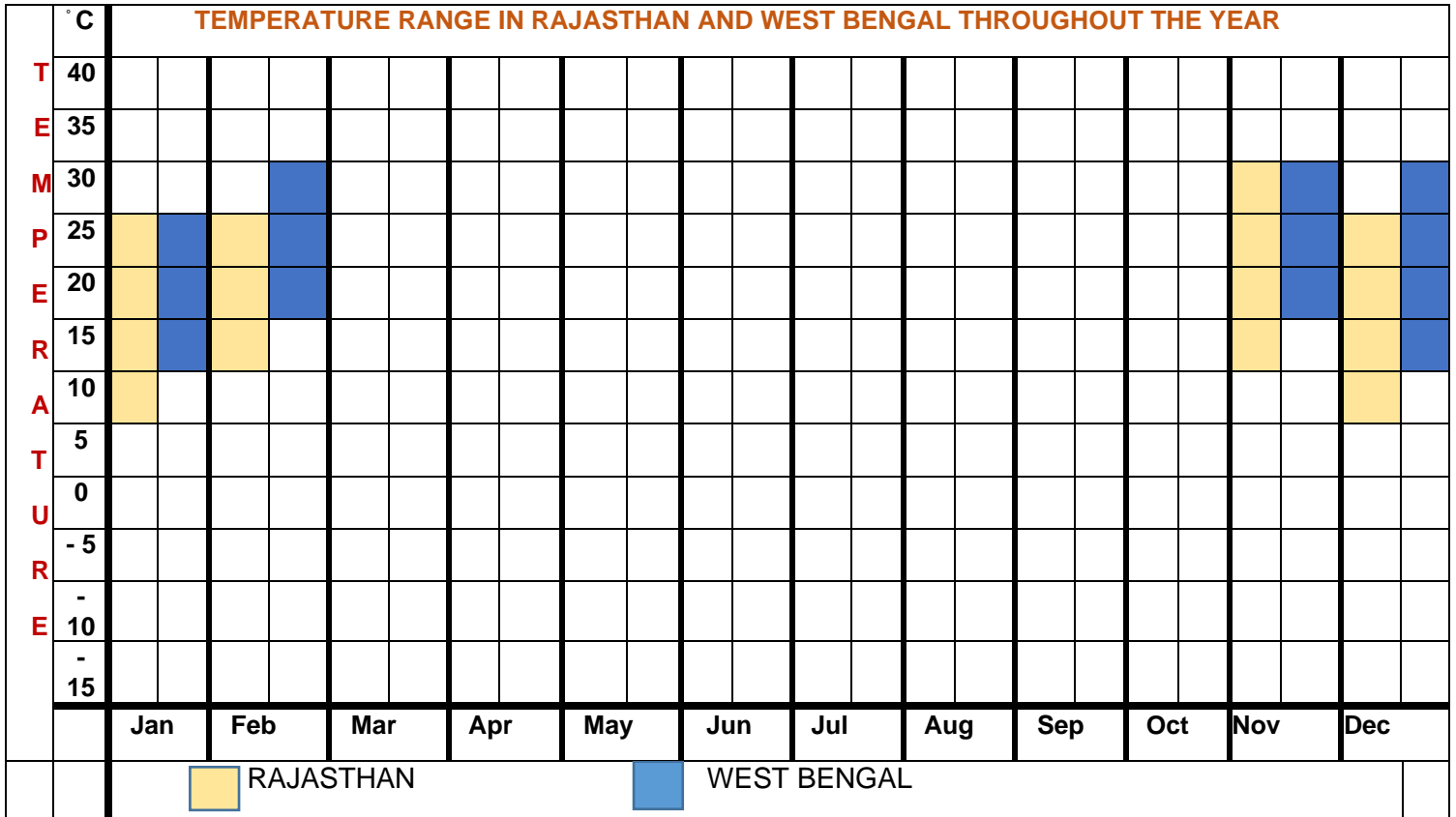
2. Since Sreemoyee lives in the coastal area of West Bengal she noticed a sharp contrast in climate, food, clothing, festivals, language, art and craft of Rajasthan which is an arid or semi-arid desert. Let us discuss about few of her observations.

Climate

<u>RAJASTHAN</u>	<u>WEST BENGAL</u>
Rajasthan experiences a tropical desert climate. It remains extremely cold in the months of October to February while it bears the scorching heat of the sun from March to September.	The climate of West Bengal is varied. Temperatures vary widely, and there are five distinct seasons. The area is vulnerable to heavy rainfall, monsoons, and cyclones.

The variation in temperature of Rajasthan and West Bengal is shown in the table given below. Let's plot the temperature of both the states in a bar graph for a better understanding of the same and make a comparative analysis. It will also help us to find out the best months to visit the place.

The graph for 4 months has already been plotted for reference. You may use the check sheet of your maths notebook to complete the same.



MONTH	TEMPERATURE RANGE (RAJASTHAN) Maximum/ Minimum (°C)	TEMPERATURE RANGE (WEST BENGAL) Maximum/ Minimum (°C)	MONTH	TEMPERATURE RANGE (RAJASTHAN) Maximum/ Minimum (°C)	TEMPERATURE RANGE (WEST BENGAL) Maximum/ Minimum (°C)
JAN	22 ⁰ to 8 ⁰	25 ⁰ to 12 ⁰	JULY	34 ⁰ to 25 ⁰	33 ⁰ to 26 ⁰
FEB	25 ⁰ to 10 ⁰	29 ⁰ to 16 ⁰	AUG	32 ⁰ to 24 ⁰	33 ⁰ to 26 ⁰
MARCH	31 ⁰ to 16 ⁰	34 ⁰ to 21 ⁰	SEP	33 ⁰ to 23 ⁰	33 ⁰ to 26 ⁰
APRIL	37 ⁰ to 21 ⁰	36 ⁰ to 25 ⁰	OCT	33 ⁰ to 19 ⁰	32 ⁰ to 24 ⁰
MAY	40 ⁰ to 25 ⁰	36 ⁰ to 26 ⁰	NOV	29 ⁰ to 13 ⁰	30 ⁰ to 19 ⁰
JUNE	39 ⁰ to 27 ⁰	35 ⁰ to 25 ⁰	DEC	24 ⁰ to 9 ⁰	26 ⁰ to 14 ⁰

[**HINT**: That box to be coloured where the temperature falls. You will have to use two different colour pencils for the two states.]

- 3. Food:** Sreemoyee had noticed a difference in the ingredients used, cooking styles, and taste of the food between both the states. But she also observed that despite the difference there is a traditional Rajasthani beverage- **Baajra Raab** which possess the same health benefit as that of **Doodh Sago** a traditional Bengali beverage. Let us prepare the healthy **Baajra Raab** together. The ingredients of the same are in the form of mathematical clues.

Clues will be provided to the students on the day of project. Meanwhile with the help of an adult prepare this healthy drink during the summer vacation and click some nice photographs and bring the photo on the day of the project.

You may use the given site to try the recipe of Baajra Raab

Prepare it with an adult in the summer vacation and do let us know how it was

https://youtu.be/yFJYteB_G_Q



Art and Craft: The state is famous for its contemporary yet ethnic style of jewellery, ranging from mirrored lac bangles, glass bangles, Jadau necklaces, Meenakari jewellery, Thewa jewellery and more. Rajasthan is also known for the precious gems and stones, embellished into gold or silver jewellery. While arts and crafts in West Bengal underwent many changes giving an artistic diversity today in the forms of traditional handicrafts, terracotta, painting and carving, dances and music.



4. Students will require to crack the code to find the answer to the question about the art form of Rajasthan. **Mathematical and decoding clues will be provided to the students on the day of the project.**

5. It is the time to reveal the artist in you:

- a) Create a picture of the state animal of Rajasthan by cutting coloured papers in minimum three different plane geometrical shapes.
- b) Name the shapes used by you

You may use this site to learn to draw the state animal of Rajasthan

<https://www.youtube.com/watch?v=HaMnzEk-YVg>



LEARNING OUTCOME:

At the end of the project, students should be able to solve some mathematical clues, develop problem solving skill and revise the concepts of Fractions and will be able to know about state of Rajasthan.



MATHEMATICS PROJECT GRADING RUBRICS

	5	4	3	2	1
Maths Content	Demonstrates a clear knowledge and application of maths skills.	Demonstrates a general knowledge and application of maths skills.	Demonstrates a limited knowledge and application of maths skills.	Demonstrates little knowledge and application of maths skills.	Demonstrates no knowledge and application of maths skills.
Data Interpretation	Is able to read and analyze data and can answer precisely.	Is able to read data but cannot analyze the same to answer precisely.	Shows limited knowledge of reading and analyzing data and answering the questions asked.	Shows little knowledge of data interpretation and cannot answer the questions asked.	Is not able to read and analyze data and answer the questions asked.
Art Integration	The concept in the submission (shapes) is exceptionally creative and well-integrated with art.	The concept in the submission (shapes) is creative and well-integrated with art.	The concept in the submission (shapes) is somewhat creative and integrated with art.	The concept in the submission (shapes) shows little creativity and integration with art.	The concept in the submission (shapes) lacks creativity and integration with art.
Overall Presentation and Neatness	The presentation is exceptionally attractive in terms of design, layout and neatness.	The presentation is acceptably attractive in terms of design, layout and neatness.	The presentation is somewhat attractive in terms of design, layout and neatness.	The presentation is little attractive in terms of design, layout and neatness.	The presentation is not attractive in terms of design, layout and neatness.

SUBJECT: EVS**Class: IV****FULL MARKS: 20**

THEME: INDIAN CULTURE AND TRADITION - RAJASTHAN**LEARNING OBJECTIVES**

Students will be able to:

- Know and learn about the various traditional methods of conservation and storage of clean water.
- Gain knowledge about the way roof top water harvesting is done.
- Research about the traditional ways of conserving water.
- Experiential learning: How to make a model of the roof top rainwater harvesting.
- Appreciate how the women of Rajasthan have tried to save the water crisis in different ways.
- Integrate the traditional water conservation methods of our country and environmental science through this project.

Rajasthan is the most water deficient state in the country following short spell of monsoon coupled with erratic behaviour and scanty rainfall. Lack of surface water and a weak monsoon creates water scarcity during the summers every year. Determined to pull themselves out of their predicament, the women have formed 'water committees' and revived traditional methods of water harvesting. Women have brought up potable water to their doorstep using conventional techniques. Over the years, the people of Rajasthan, have devised several ways of saving water.

The Project is to be done in groups, with the above information and a little research on your own:

Your group has been recently sent to Jodhpur district in Rajasthan as a representative of the Water Department of Rajasthan Government, to help the people in conserving water. Your group has been given the responsibility of encouraging the people of the village to construct rooftop tanks to conserve the rainwater by harvesting it.

Q1. Make a model of a rooftop water harvesting device where the rainwater will be stored for domestic use. You can use old shoe boxes, cartons, used paper cups, straws, and unused materials in your home to construct the same. You can use your own creativity to improvise and design your own rooftop model.

The links for making the model are:

<https://www.youtube.com/watch?v=ZimDRRvFrWA>

<https://www.youtube.com/watch?v=yq-CV1S7Ogk>

<https://www.youtube.com/watch?v=pQZVz1o1WK4>



Answer the following: (You may do this on worksheet/ fabriano sheet. Provide a **cover page** for the same)

Q2. Name any 3 traditional ways of conserving water in Rajasthan. Support the same with pictures. This should not include the above method.

Q3. Now carry out a little research on your own and answer the following. (Stick pictures to support your answer)



a. Although the rainfall and water resources are much more in West Bengal than in Rajasthan, yet there is scarcity of clean water for the people of the state. Name **any two** traditional methods used in West Bengal to conserve water. Support the same with pictures.

b. Write about **any two** ways that the Bengal government has undertaken to conserve water.

Q4. If you are appointed as the Head boy/Head girl, how will you contribute to save and conserve water in the school. (Mention any 1 point).

LEARNING OUTCOME

At the end of the project students:

- Should have learnt about the various traditional methods of conservation and storage of clean water in Rajasthan.
- Should have gained knowledge about the way roof top water harvesting is done.
- Should have gained experiential learning about how to make a model of the roof top rainwater harvesting.
- Should appreciate how the women of Rajasthan have tried to save the water crisis in different ways.
- Should be able to compare the traditional methods of conserving water in the states of Rajasthan and West Bengal.
- Should be able to integrate the traditional water conservation methods of our country and environmental science through this project.

Some internet sites for reference:

<https://hindi.indiawaterportal.org/articles/water-crisis-rajasthan>

<https://greencleanguide.com/ancient-water-conservation-methods-in-india/>

<https://www.thebetterindia.com/61757/traditional-water-conservation-systems-india/>

<https://economictimes.indiatimes.com/news/politics-and-nation/west-bengal-takes-up-project-to-provide-water-for-irrigation-mamata-banerjee/articleshow/48944825.cms>

<https://www.indiatoday.in/india/story/west-bengal-government-observes-save-water-day-1567964-2019-07-12>

https://www.researchgate.net/publication/259331081_Water_Resource_Management_in_West_Bengal

LAKSHMIPAT SINGHANIA ACADEMY**RUBRICS****CLASS 4 – EVS OPEN BOOK PROJECT - UT1(2023-24)**

	4	3	2	1
Content – Accuracy and understanding of the project	Demonstrates a clear understanding of the theme. The content is concise and accurate.	Demonstrates an adequate understanding of the theme. The content is adequately concise and accurate.	Demonstrates limited understanding of the theme. The content is somewhat accurate.	Demonstrates no understanding of the theme. The content lacks accuracy.
Creativity and Originality – Art integration	The submission reflects originality and is exceptionally creative and well-integrated with Art.	The submission reflects originality to some extent and is adequately creative and integrated with Art.	The submission is somewhat creative and displays little integration with Art. Shows little originality	The submission lacks creativity and integration with Art. Originality is lacking.
Research Work – Use of technology and media (links provided)	Accessed suggested media and employed technology exceptionally for research work.	Accessed suggested media and employed technology exceptionally for research work.	Suggested media was somewhat accessed. Research work was inadequate.	Suggested media was not accessed at all. Research work is lacking.
Guidelines followed - Collaboration and Individual Contribution	Guidelines have been strictly followed. Every member has contributed effectively. The group displayed excellent collaboration.	Most of the instructions have been followed. Most of the members have contributed effectively. The group displayed good collaboration.	Followed very few guidelines. Very few members have contributed. The group displayed inadequate collaboration.	Guidelines have not been followed. Only one or two members contributed. There was lack of collaboration.
Overall Presentation – Layout of the project and oral presentation	Presentation includes relevant pictures/drawings to support the content.	Graphics used in the presentation support the content to some extent. The presentation is	Graphics are somewhat related to the content. Some attempt has been made to make the	Graphics are not related to the content at all. Little or no effort has been made to make the

	<p>The presentation is exceptionally attractive and appealing in terms of design, layout and neatness. Oral presentation was exceptionally good.</p>	<p>quite attractive in terms of design, layout and neatness. Oral presentation was good.</p>	<p>presentation somewhat attractive. Oral presentation was somewhat good.</p>	<p>presentation attractive. Oral presentation was inadequate.</p>
--	--	--	---	---

SUBJECT – SOCIAL SCIENCE

CLASS – IV

FULL MARKS - 20

Instructions:

- The project consists of research work, puppet and mask making, and map pointing.
- Read the instructions carefully and do the research work using the links provided.
- Refer to the internet to gather information but you must write the matter in your own words and be creative.
- Stick relevant and colourful pictures downloaded from the internet.
- Make sure your project is neat, creative, and interesting.
- The cover page must be vibrant and attractive.
- It is group work. The contribution of each member of the group is mandatory.

Theme:

RAJASTHAN: THE INCREDIBLE STATE OF INDIA!



LEARNING OBJECTIVES:

After the completion of the project students will be able to -

- ✓ know about the rich culture and tradition of Rajasthan through research
- ✓ learn various facts about the culture, tradition, and heritage of the state
- ✓ develop a sense of curiosity and observation skills
- ✓ apply critical thinking skills while completing the project
- ✓ use their creative skills while making a puppet and a mask
- ✓ make a comparative study between Rajasthan and West Bengal
- ✓ enhance their map-pointing skills



Rajasthan, the “**Land of Maharajas**” is the largest state of India. It is in the north-western part of our country and is a home of cultural diversity. It comprises of 33 districts, and its largest city is Jaipur, which is also its capital. The glory of the state is retained by its majestic palaces, forts, monuments including the ruins of the Indus Valley Civilization. The vibrant culture and rich heritage of this princely state draw innumerable tourists from across the globe. The culture of Rajasthan includes many artistic traditions that reflect the ancient Indian way of life.

Few amazing facts about Rajasthan:

- ❖ It is the home to the oldest mountain range in India -Aravalli Range.
- ❖ It has only one hill-station- Mount Abu.
- ❖ It is known as the most colour-coordinated state. The famous cities here have been given different colours. Jaipur is pink, Jodhpur is blue, Udaipur is white, Jhalawar is purple.
- ❖ Kalibangan, a place in Rajasthan is part of the world’s oldest civilisation– The Indus Valley Civilization.
- ❖ India’s only saline river, Luni flows through the Thar Desert in Rajasthan.
- ❖ There are three UNESCO world heritage sites in Rajasthan – Jantar Mantar, Keoladeo National Park, and the Hill Forts of Rajasthan.
- ❖ The signature Palace on Wheels train operating in Rajasthan, is one of the world’s most luxurious trains.



WHAT YOU NEED TO DO:

1) Design a project file on the culture and tradition of Rajasthan based on your research work done on the following sub-topics. Use A4 size papers (coloured or white) and staple them together.

- Language
- Cuisine
- Artwork
- Textiles
- Architecture

Your project file must comprise the following:

- a) A creative title for the project file.
- b) A beautiful, creative, and colourful cover page for the project file.
- c) An introduction and a conclusion based on the theme.
- d) Write briefly about the language, cuisine, artwork, textiles, and any one architectural monument of Rajasthan.
- d) How do people in Rajasthan blend their daily/social life with their culture and tradition?
- e) Support the information with relevant pictures/drawings.

2) Let us compare and create:

Kathputli Dance in Rajasthan is a traditional folk dance, a puppet dance. It conveys a message to the society through folktales of Rajasthan with morals or through the life of legends and is performed by skilled puppeteers.

Chhau Dance in West Bengal is a traditional folk dance where the dancers enact episodes from mythological stories wearing colourful masks and costumes. They convey messages to the society through their dance.

Now, do the following:

- Write two differences between Kathputli dance and Chhau dance.
- Make a Rajasthani puppet (male/female)
- Make a Chhau mask

Name: _____ Sec: _____ Roll no: _____ IV/Unit Test 1/SSC/2023-24

For making the puppet and the mask, use recycled materials as much as possible.

Label (name, class, section, and roll no) both the puppet and the mask and submit it separately along with the project file.

3) Map pointing:

On the political map of India mark the following and support your map with a key. Attach the map with the project file.

- Rajasthan and its capital city
- The states bordering Rajasthan
- The country it shares its border with
- West Bengal and its capital city

LEARNING OUTCOME:

At the end of the project, the children will be able to:

- appreciate the rich culture and tradition of Rajasthan
- compare a famous dance form of Rajasthan with West Bengal
- make a puppet, and a mask
- mark all the given states accurately on the map

Before you start working on your project you may read through the information and see the videos using the following links.

About Rajasthan

<http://rajasthan.gov.in/StateProfile/ArtCulture/Pages/ArtCulture.aspx>

<https://en.wikipedia.org/wiki/Rajasthan>

<https://www.britannica.com/place/Rajasthan>

For Puppet making

<https://youtu.be/vBoLdWU57VA>

<https://youtu.be/wlb3vn8GAUw>

<https://youtu.be/WOVGhTpVUw>

For Chhau mask making

<https://youtu.be/APZqzA7wcLs>

<https://youtu.be/eLUyhCYznHc>

<https://youtu.be/pz6d4pEnFVE>

THE PRIDE OF RAJASTHAN



LAKSHMIPAT SINGHANIA ACADEMY

SOCIAL SCIENCE PROJECT RUBRIC

CLASS IV – UNIT TEST 1

CATEGORY	5	4	3	1-2
Content – Demonstrates a concise knowledge and understanding of the theme and shows participation and involvement	Excellent research work is done. The content is very specific and relevant to the topic. Demonstrates very good participation in the project. Helps teammates and provides ideas.	Good research work is done. The content is relevant to the topic. Demonstrates adequate participation in the project. Helps teammates and provides ideas.	The research work and the content is satisfactory. Missed out on some important points. Demonstrates limited participation in the project. Is not keen to help teammates or provides ideas.	The content is not satisfactory. Lacks research work. Demonstrates lack of participation and involvement in the project.
Overall Presentation and Neatness	Exceptionally neat in presentation and the layout of the project is par excellence.	Neatly presented and the layout of the project is remarkably done.	Somewhat neat in the overall presentation and the layout of the project.	Untidy presentation and lacks proper layout of the project.
Cover page – Creativity and Art Integration (Mask and Puppet) Shows participation and involvement	The cover page is phenomenally creative and artistic. The artwork is unique and relevant to the theme.	The cover page is somewhat creative and artistic. The artwork is neat and relevant to the theme.	The cover page lacks creativity. It is not so neat and relevant to the theme. Overall artwork is not so impressive.	The cover page is untidy and not relevant to the theme. Overall artwork is unimpressive.
Skill- Map Pointing	Map pointing is done very neatly and accurately. The map is supported by a correct key.	Map pointing is done neatly and correctly. The map is supported by a correct key.	Map pointing is done but lacks accuracy and neatness. The map is supported by a key.	Map pointing is done in an untidy way and lacks accuracy. The map is partly or not supported by a key.

CLASS: IV

COMPUTER EDUCATION

FULL MARKS: 10

THEME: Rajasthan Group Project**General instruction.**

- Two consecutive roll numbers will form a group. The last child if left alone will be guided by CE teacher.
- Check the project from folder on desktop named as ClassSec_Proj
- Open a blank MS Word file on the desktop and save the MS Word as **Name_clssec_ProjectUT1_23-24**
- Do as directed below in the to do section.

LEARNING OBJECTIVES:

Will enable the students to:

- ✓ Gain knowledge about the different initiatives taken by Rajasthan Government
- ✓ Understand the importance of each initiative
- ✓ Will be able to enhance their IT skill by using the formatting features
- ✓ Relate the initiatives with appropriate images
- ✓ Add appropriate images to the respective paragraphs.

PROJECT:

Project Title: IT Initiatives Taken by Rajasthan Government

In 2002 The Department of Information Technology was re branded as department of Information Technology and Communication (DoITC) in Rajasthan.

DoITC aims at controlling the Information and Communication Technology (ICT) for improving governance, employment opportunities, bridging the socio- economic inequalities and improving the quality of life of citizen of the state.

The following are the various information technology initiative taken by Rajasthan government

Rajasthan Sampark portal

This is being used as centralised grievance redressal platform

Add on modules like Mobile app, reality check module, GIS integration and applications like data analytics have been developed and implemented for enhanced experienced reality check under module with automatic speech recognition ASR functionality has been integrated with Rajasthan Sampark portal

A new toll free number 181 for the CM helpline has been activated e-Sakhi

Free digital training provided to 1.5 Lakh women through e Sakhi program to bridge the digital divide between the residents and various state government schemes. These volunteers or Sakhi further train people from their respective village or urban areas to access digital services connecting maximum citizens in the state and ensuring that at least one person from every rural family is made digitally literate.

Rajasthan digikit

Digital kit is provided to all residents to equip them with basic services and enable them to avail the services of the government digitally. Digikit includes facilities such as single sign on, Raj e sign, Raj e-Sign, Raj mail in Hindi and other programs.

E-Mitra Plus

Presently more than 500 services of government / private organisations are being provided electronically through more than 55,250 e-mitra kiosks to the citizens of the state. It is a revolutionary step ahead in E Service Delivery. It provides the services directly without any human interface just as ATM does. It is the first of its kind in India. One can apply for government documents like birth certificate, domicile certificate and get print through inbuilt printer. It allows multiple payment modes such as cash debit or credit card, net banking.

Hindi e-mail

Rajasthan is the first and only state to offer free e-mail addresses to its residents. Rajasthan has become the first state in the country to offer free e-mail addresses in Hindi to its residents. The facility —name@rajasthan.bharat (in Devanagari script) — will lead to millions of new users who are not comfortable with English e-mail addresses, officials said.

Raj e-Gyan

For improving education in the state, the state's ICT department has conceptualised Raj e-Gyan, which provides easy access to ubiquitous, updated and extensive repository of digital content to students. Through online e-learning content, the state government has been able to spread education in the most remote corner of Rajasthan.

RajBOT

The project has been envisaged for establishment of a platform for engagement of the citizens with the state government, by improving the speed and effectiveness of the interaction. To enhance the citizens' experience in interaction with the government, robots are being trained to mimic human conversation, for interactive and intuitive communication with citizens in real time.

What is to be done:

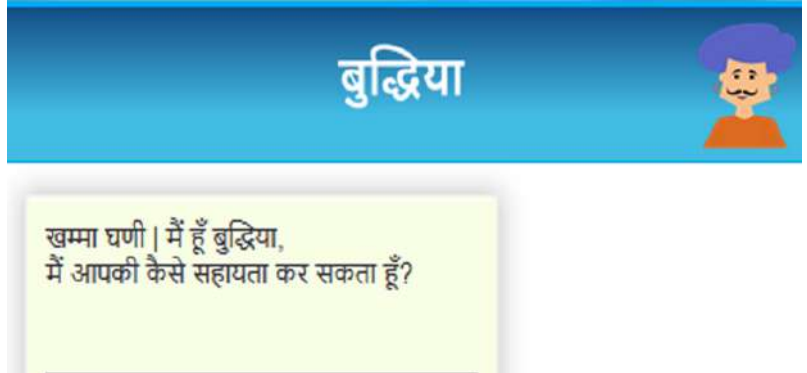
- Copy and paste the Project Title in the above file and format the heading using font style Algerian Font size as 14, Bold, Center aligned, using dark green colour.
- Copy and paste the use of DoITC along with the full form. Use Justify alignment for the above definition.
- Copy and paste **any 3** major Information technology initiatives taken up by the government apart from RajBot
- Use bullets and different colours for the **4 initiatives**
- Make the subheadings of each initiative bold and colourful.
- Use justify alignment for all the paragraphs
- Insert appropriate images beside the initiatives from the image gallery.

Reference:

<https://www.rajras.in/information-technology-initiatives-of-rajasthan-government/#:~:text=DoITC%20aims%20to%20leverage%20Information,of%20citizen%20of%20the%20state>

Image Gallery





Raj e-Gyan



LEARNING OUTCOME:

Students would be able to:

- ✓ Gain knowledge about the the development of IT sector in Rajasthan.
- ✓ Understand the importance of each initiative.
- ✓ Take pride in such initiatives
- ✓ Enhance their IT skill by using the formatting features of MS Word
- ✓ Relate and add the initiatives with appropriate images

RUBRIC:

Criteria	5	4	3	2	1
<i>Appropriate use of ICT Skill and understanding of topic</i>	Presentation of stepwise working reflects the maximum use of suggested tools to get the desired output	Presentation of stepwise working reflects the adequate use of suggested tools to get the desired output	Presentation of stepwise working reflects the use of some suggested tools to show acceptable understanding	Presentation of stepwise working reflects the minimum use of suggested tools to get the desired output	Presentation of stepwise working hardly reflects any use of suggested tools to get the desired output
<i>Collaboration and Art Integration</i>	Effectively encourages and supports the efforts of the group as a whole. Expresses artistic idea with a Maximum amount of details	Focuses on the task, most of the time. Usually encourages and supports the efforts of the group as a whole. Expresses artistic idea with an adequate amount of details	Usually encourages and supports the efforts of the group as a whole Expresses artistic idea with some amount of details	Sometimes focuses on the task. Sometimes encourages and supports the efforts of the group as a whole. Expresses artistic idea with few amount of details	Let's others do the work and rarely supports the efforts of the group as a whole. Lacks artistic idea and has few details.