

**LAKSHMIPAT SINGHANIA ACADEMY**

**OPEN BOOK PROJECT**

**SESSION: 2022 – 2023**

**TERM: 1**

**CLASS - V**

**THEME: HERITAGE SITES OF INDIA**

- ✚ Read the project instructions given by each subject teacher carefully.
- ✚ All projects should be **handwritten** (except CE).
- ✚ All projects to be done **individually** by each student.
- ✚ Hard copies of projects (except CE) to be submitted to the respective subject teachers in school by **20<sup>th</sup> June, 2022**.
- ✚ CE project to be submitted as instructed by the subject teacher.
- ✚ Have an enjoyable time compiling your project work!

**ENGLISH****CLASS: V****FULL MARKS: 20****INSTRUCTIONS**

- Use white / light coloured sheets to present your project.
- Write in your own words.
- Make sure your project is neat and appealing.

**LEARNING OBJECTIVES:**

After the completion of the project students will be able to:

- know about the different heritage sites in and around Kolkata
- learn how to design a logo
- learn how to make a flyer
- develop an interest in entrepreneurship
- augment their writing and imaginative skills
- enhance their creative and artistic skills

**THEME: HERITAGE SITES OF INDIA**

A historic site or heritage site is an official location where pieces of political, military, cultural, or social history have been preserved due to their cultural heritage value. India is a treasure house of heritage sites. Find out about the heritage sites in and around your city Kolkata.

**WHAT YOU NEED TO DO:**

Q1. Imagine you are the owner of a travel agency that organizes tours of different heritage sites of India. Design a 'flyer' to advertise a day trip of 2 or 3 heritage sites in and around Kolkata that you are going to organize soon.

Note: A **flyer** is a form of paper advertisement intended for wide distribution and typically posted or distributed in a public place, handed out to individuals or sent through the mail.

**Your flyer must include the following:**

- the name of your company
- the company logo
- date of the trip
- timings
- sites to be visited with 1 or 2 sentences/ phrases on each
- cost per head
- mode of transport
- food to be provided
- discount if any
- contact number
- email id, website
- any other relevant information and pictures/ illustrations

Q2. As the owner of the tours and travels agency, as mentioned above, answer the following questionnaire.

- Why did you think of starting this agency?
- Who or what inspired you to do so?
- Why do you choose heritage sites for your trips?
- Mention 2 dos and 2 don'ts for people to follow when they visit a heritage site.

**Distribution of Marks:**

<b>Q1 – Flyer</b>	<b>Q2 – Questionnaire</b>
<ul style="list-style-type: none"><li>▪ Name and logo – 4 marks</li><li>▪ Other information – 4 marks</li><li>▪ Overall presentation – 2 marks</li></ul>	2+2+2+4 =10 marks

**LEARNING OUTCOME**

At the end of the project, students should be able to design a flyer to advertise a day trip of heritage sites as well as attempt the questionnaire independently.


You may use the following links

<https://www.nkrealtors.com/blog/10-rare-heritage-places-in-kolkata/>

<https://www.intermiles.com/blog/10-must-visit-historical-monuments-in-kolkata>

<https://www.designmantic.com/blog/tips-to-make-your-logo-unique/>

Samples of logo and flyer –





को दर्शाते हैं। इतना ही नहीं, ये विरासत हमें विज्ञान, संस्कृति और तकनीक से भी रूबरू कराते हैं। ये विरासत हम मानव जाति तथा प्रकृति के मध्य जटिल संबंधों को दर्शाते हैं।

➤ **परियोजना कार्य से संबन्धित सामान्य निर्देश - (एकल कार्य)**

✓ परियोजना के लिए आवश्यकतानुसार A4 साइज पन्नों का इस्तेमाल करें।

✓ सहायता हेतु निम्नलिखित लिंक्स को देख सकते हैं-

I) <https://www.hisour.com/hi/unesco-world-heritage-tourism-in-india-48916/>

II) <https://www.gyan-ganga.com/2022/02/world-heritage-sites-in-india-in-hindi.html>

- I) जब हम भारत के ऐतिहासिक धरोहरों के विषय में चर्चा कर रहे हैं तो उन लोगों के विषय में भी अवश्य सोचें जो उन धरोहरों को देख नहीं पाते। अतः कल्पना करें कि आप एक टूर गाइड हैं और भारत के ऐतिहासिक धरोहरों को दिखाने हेतु एक फ़्लो चार्ट तैयार करें जिसमें भारत के उन ऐतिहासिक धरोहरों एवं उनकी संक्षिप्त जानकारी आसानी से दिखा एवं समझा सकें। (14)

**फ़्लो चार्ट में निम्नलिखित बिंदुओं का समावेश अवश्य हो -**

क) फ़्लो चार्ट को उचित शीर्षक अथवा नाम दें।(1)

ख) यूनेस्को द्वारा घोषित प्रथम धरोहर की संक्षिप्त जानकारी। (1)

ग) असम राज्य में पाए जाने वाले राष्ट्रीय उद्यान की संक्षिप्त जानकारी। (1)

घ) मुंबई शहर में स्थापित गुफा की संक्षिप्त जानकारी। (1)

ङ) 1989 में यूनेस्को द्वारा घोषित धरोहर की संक्षिप्त जानकारी। (1)

च) उड़ीसा में स्थित प्रसिद्ध मंदिर की संक्षिप्त जानकारी। (1)

छ) भारतीय नागरिक के रूप में इन धरोहरों को संरक्षित रखने के उपाय (कम से कम चार-चार पॉइंट्स अवश्य लिखें) (2)

ज) लोगों को आकर्षित करने वाले दो नारे (स्लोगन) अवश्य लिखें। (4)


झ) विषय से संबन्धित चित्र लगाएँ(बना अथवा चिपका सकते हैं)। (1)

ञ) प्रस्तुति एवं भाषा (1)

**टिप्पणी-** संक्षिप्त जानकारी से तात्पर्य है-जगह एवं धरोहर का नाम, घोषित वर्ष,

महत्त्वपूर्ण जानकारी एवं चित्र। उदाहरण-आगरा, ताजमहल, 1983, मुग़ल बादशाह

शाहजहाँ ने सन् 1632 में अपनी पत्नी मुमताज़ महल की याद में बनवाया था।



ii) निम्नलिखित लिंक्स की सहायता से विद्यार्थी वर्ग पहेली हल करेंगे -

i) <https://youtu.be/Y7UbbujK1Io>

ii) <https://www.gyan-ganga.com/2022/02/world-heritage-sites-in-india-in-hindi.html>

**वर्ग पहेली-**

**ऊपर से नीचे-**

- 1) हम्पी की राजधानी क्या थी?
- 3) पश्चमी घाट को और किस नाम से जाना जाता है?
- 5) चोल मंदिर किस राज्य में है?

**दाएँ से बाएँ-**

- 2) रानी की वाव किस प्रकार का कुआँ है?
- 4) बोधी मंदिर किस सम्राट ने बनवाया था?
- 6) खजुराहो के मंदिरों का निर्माण किन शासकों ने करवाया था?

					1.वि			
		2.सी						
								5.
3./4.स					क			
						6.		ल

Name.....Sec.....Roll No.....Class-V/HINDI(2<sup>ND</sup> LANGUAGE)/2022-23

**LEARNING OUTCOMES (अधिगम प्रतिफल)**

इस परियोजना कार्य के माध्यम से विद्यार्थी ऐतिहासिक धरोहरों के महत्त्व और उसके संरक्षण को जानने में सक्षम हुए। इन धरोहरों को संरक्षित रखने के उपाय को जानने में सक्षम हुए। फ्लो चार्ट बनाने की कला को सीखने में सक्षम हुए।



Name:\_\_\_\_\_ Sec:\_\_\_ Roll No:\_\_\_\_\_ ClassV/UT 1/Bengali2L/2022-23

LAKSHMIPAT SINGHANIA ACADEMY  
OPEN BOOK PROJECT  
Unit Test 1  
2022-23

Theme: Heritage Sites of India

Class: V

Total: 20 Marks

Subject: Bengali 2<sup>nd</sup> Language

পরিয়োজনা কার্যের উদ্দেশ্যঃ

- ভারতীয় ঐতিহ্যকে জানা
- সৃজনশীলতার বিকাশ
- ভাষাশৈলীর বিকাশ
- ব্যবহারিক প্রয়োগক্ষমতার বৃদ্ধি
- ভাষার ব্যবহার ও বিচারশক্তির বিকাশ

সাংস্কৃতিক ঐতিহ্য একটি জাতির ও প্রজাতির পরিচয় বহন করে। ভারতের নানা প্রাচীন স্থাপত্যের মধ্যে লুকিয়ে আছে দেশের ইতিহাস, নানা ধরনের শিল্প ও সংস্কৃতির প্রমাণ। ঐতিহ্য হচ্ছে এমন কিছু যা যুগ যুগ ধরে কোন জনগোষ্ঠীর মধ্যে টিকে রয়েছে, এটা হতে পারে কোন অভ্যাস, আচার-অনুষ্ঠান, প্রথা বা এমন কোন স্থাপনা যার ঐতিহাসিক গুরুত্ব রয়েছে।

নিচে কিছু ভারতীয় ঐতিহাসিক স্থাপত্যের পরিচয় দেওয়া হল

- ১। কোনারকের সূর্য মন্দির
- ২। কাজীরাজা ন্যাশনাল পার্ক
- ৩। গোয়া চার্চ ও কনভেন্টস
- ৪। ফতেপুর সিক্রি



এই সমস্ত ঐতিহ্য রক্ষা এবং সংরক্ষণ করা আমাদের ভারতীয়দের নাগরিক কর্তব্য এবং দায়িত্ব। কিন্তু দুর্ভাগ্যবশতঃ জনগনের সচেতনতা ও শিক্ষার অপ্রতুলতার কারণে বহু সময়েই ভারত সরকারের ঐকান্তিক চেষ্টা স্বত্বেও এই সমস্ত ঐতিহাসিক স্থান রক্ষার্থে নানা অসুবিধার সৃষ্টি হয়।

১। বাংলা পরিযোজনা কার্যের মাধ্যমে নিচের বিষয়গুলি কেন্দ্র করে একটি ফ্লো চার্ট (ছবি সহ) প্রস্তুত করো

- ভারতের দুটি রাজ্যের একটি করে ঐতিহাসিক স্থাপত্যের প্রাচীন ইতিহাস এবং সেই জায়গা রক্ষার্থে সরকারি প্রচেষ্টার উল্লেখ
- এই সকল স্থান সংরক্ষণ করতে সরকারের কি অসুবিধা হয়ে থাকে?
- এই সমস্যা থেকে মুক্তির উপায় কি?

২। নিচে দেওয়া লিঙ্ক থেকে ভিডিও দেখ এবং প্রদত্ত প্রশ্নগুলির উত্তর শব্দজাল থেকে বেছে লেখ এবং শব্দজালে চিহ্নিত কর ।

[https://www.youtube.com/watch?v=wf51kffo\\_t4](https://www.youtube.com/watch?v=wf51kffo_t4)

<https://www.youtube.com/watch?v=nDfNHDRikMU>

### প্রশ্নাবলী:

ক) কোন রাজবংশ কোনার্ক মন্দির প্রতিষ্ঠা করেন?

খ) কোনার্ক মন্দির কোন রাজার সময়ে প্রতিষ্ঠিত হয়?

গ) কোনার্ক মন্দির কোথা থেকে ৬৫ কিলোমিটার দূরে অবস্থিত?

ঘ) অর্ক শব্দের অর্থ কি?

ঙ) এলিফ্যান্টা গুহা যেতে কোন সাগরের সাহায্য লাগে?

- চ) এলিফ্যান্টা গুহা যাওয়ার আদর্শ সময় কি?  
ছ) এলিফ্যান্টা গুহাতে মোট কয়টি গুহা আছে?  
জ) কারা কোনার্ক মন্দিরকে ব্ল্যাক প্যাগোডা বলত?

শব্দজালঃ

পূ	ন	জ	ক	বি	না	ব
বঁ	সূ	র	চা	র	না	ড়
ব	ষ	পা	সি	থ	শী	দা
ঙ্	ব	ল	ফ	ং	ট	ত
পাঁ	র	কি	ত	ন	হ	ব
চ	আ	ভু	ব	নে	শ্ব	র

**নম্বর বিভাজনঃ**

১। পরিস্যোজনা কার্য- ১৬

বিষয়বস্তু- ৫+৫

উপস্থাপনা- ২

ভাষা- ২

শিরোনাম- ১

প্রচ্ছদ- ১

২। শব্দজাল- ৪

Name:\_\_\_\_\_ Sec:\_\_\_ Roll No:\_\_\_\_\_ ClassV/UT 1/Bengali2L/2022-23

**কার্যের কাঙ্ক্ষিত ফলাফল:**

পরিয়ोजना কার্যের দ্বারা শিক্ষার্থীরা ভারতীয় ঐতিহ্য ও তার প্রাচীন ইতিহাস সম্পর্কে পরিচিত হতে পারবে। ভারতীয় ঐতিহ্যকে সংরক্ষণ করার উপায় ও প্রয়োজনীয়তা সম্পর্কে অবহিত হবার পাশাপাশি ভারতীয় নাগরিকদের দায়িত্ব, কর্তব্যপালনের বিষয়ে আরও বেশি সচেতন হবে।

## MATHEMATICS

CLASS: V

F.M. 20

- 
- Read the information carefully and solve the sums given.
  - Kindly paste or draw minimum 5 pictures to enhance the presentation of your project. You may use the pictures given in the question paper.
  - You may use colours wherever required.
  - Make a cover page of your project mentioning the subject, topic and your name and class.
- 

### HERITAGE SITES OF INDIA-WHATEVER GOOD THINGS WE BUILD END UP BUILDING US

Through this project, students will be able to:

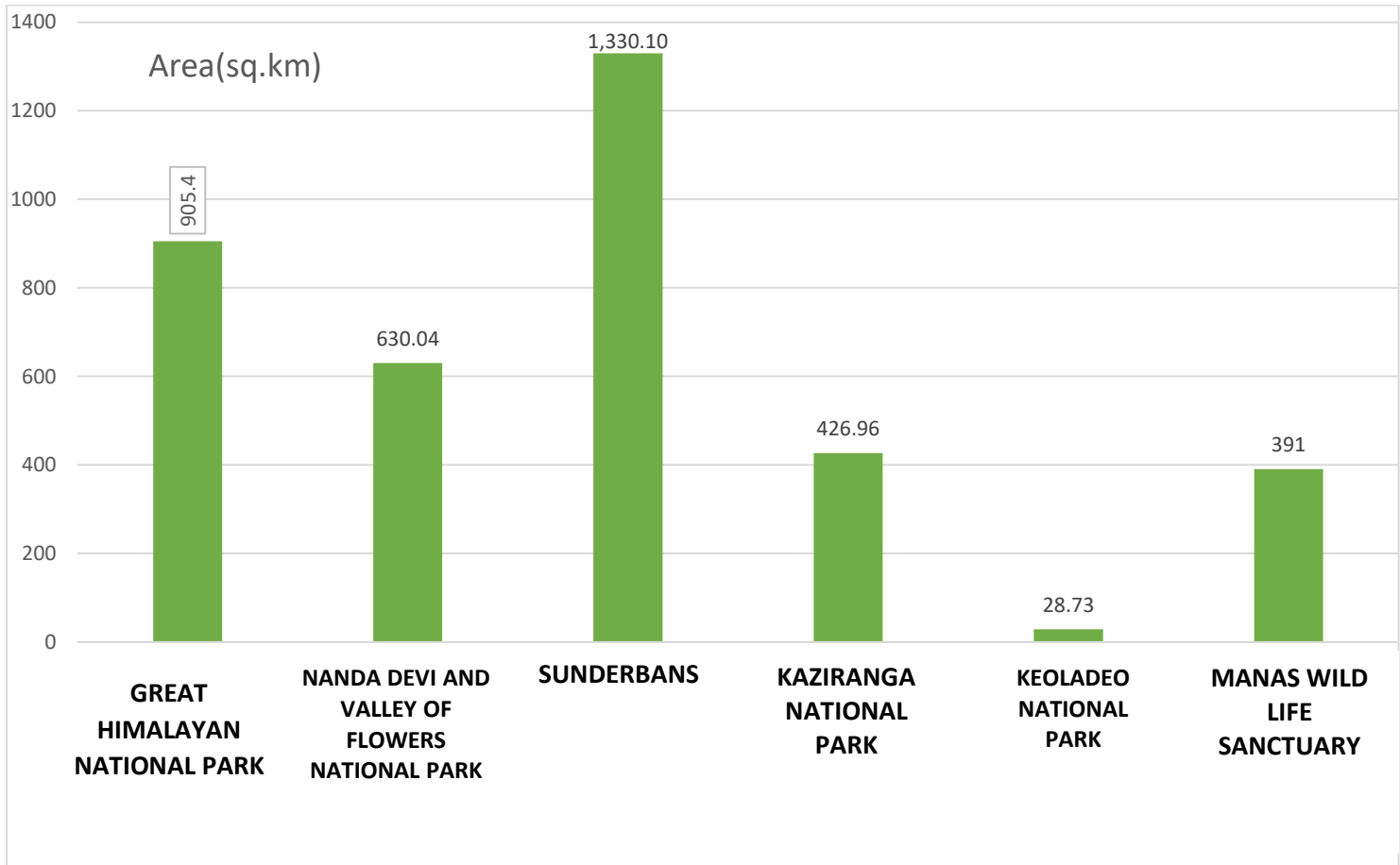
- learn more about the heritage sites of India.
  - revise and apply the concepts of fractions and shapes.
  - read time from A sundial.
  - apply their creativity and imagination to complete the art work.
  - develop critical thinking and problem-solving skills.
- 

**Historic site or heritage site** is an official location where pieces of political, military, cultural, or social history have been preserved due to their cultural heritage value. There are three types of heritage sites: **cultural, natural, and mixed**. As of 2022, there are 40 World Heritage Sites located in India.



**NATURAL HERITAGE SITES**

1. Given below is a bar graph to show the area covered by the Natural Heritage Sites cited above:



- a) Arrange the area covered by the above Natural heritage sites in ascending order of magnitude. (0.25x6=1.5)
- b) Find out the total area covered by the above-mentioned Natural heritage sites of India. Show the working. (2)
- c) The range in Mathematics is the difference between the highest and lowest value in set of numbers. Find the range in the area covered by the Natural Heritage Sites of India shown in the bar graph given above. Show the working. (2)



## WORLD HERITAGE SITE

2. Follow the instructions given to find the name of a heritage site of India. Write a line about it.

(3)

Follow a path colouring the boxes which contain the equivalent fractions of  $\frac{15}{25}$

HINT: To find equivalent fractions, you will have to either divide or multiply the numerator and denominator with the same number

e.g. Equivalent fraction of  $\frac{12}{16} = \frac{12 \times 2}{16 \times 2} = \frac{24}{32}$

OR

$$\frac{12}{16} = \frac{12 \div 4}{16 \div 4} = \frac{3}{4}$$

START 

<b>FA</b> $\frac{15}{25}$	<b>TE</b> $\frac{3}{5}$	<b>MA</b> $\frac{12}{16}$	<b>JP</b> $\frac{6}{8}$	<b>QU</b> $\frac{9}{12}$
<b>NA</b> $\frac{6}{8}$	<b>HP</b> $\frac{30}{50}$	<b>UR</b> $\frac{36}{60}$	<b>SI</b> $\frac{18}{30}$	<b>TA</b> $\frac{9}{16}$
<b>JM</b> $\frac{15}{20}$	<b>AH</b> $\frac{18}{24}$	<b>AL</b> $\frac{21}{28}$	<b>KR</b> $\frac{33}{55}$	<b>I</b> $\frac{12}{20}$

Name of the heritage site: \_\_\_\_\_

A line about it: \_\_\_\_\_



**HERITAGE SITE AS GEOMETRICAL MARVEL**

3. Among the cultural heritage sites of India the immense mausoleum of white marble, Taj Mahal deserves special mention. The monument was constructed using mathematics—especially geometry—beyond its time. Many geometrical structures are used to build this spectacular monument. The stones are laid into a walkway using a pattern that combines squares and elongated six-sided plane figures to create eight-sided figure. The name of this art is **Tessellation**. Tessellation art is created through the process of covering a surface with a number of geometric shapes that fit together almost like a jig-saw puzzle, never overlapping and leaving no spaces between them.




Let's make our own version of floor - patterns using shape cut-outs of different coloured papers using **Tessellation** keeping the following clues given below in mind.

a) Number of red- coloured six sided figure is the greatest single digit odd number = \_\_\_\_\_ (1)

b) Number of yellow triangles is LCM of 3 and 4 = \_\_\_\_\_ (1)

**CREATIVITY & PRESENTATION OF THE FLOOR PATTERNS– 3 marks**






### HERITAGE SITE AS ARCHITECTURAL MARVEL

4. Let us now know more about an Architecture Marvel of Eastern India and a symbol of India's heritage, **Konark Sun Temple**, commonly known as Konark is situated in the eastern state of Odisha, India.




Wheels of the Konark Sun Temple are sundials and can tell time accurate to the minute. If we place a finger or a pen in the axle of the wheel the shadow will fall on the edge of the wheel.



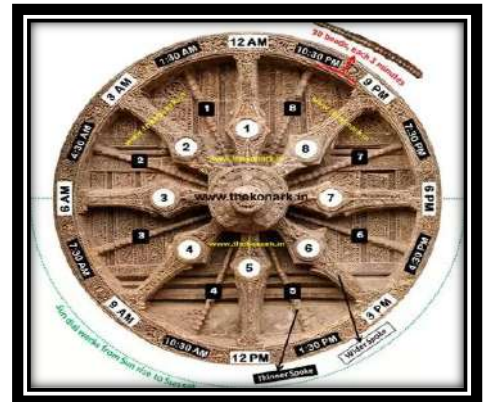
**8 Major spokes**

**Distance between 2 spokes is 3 hours**



**8 Minor spokes between 2 major spokes**

**They divide 3 hours i.e., 180 mins to 90 mins each**



**30 beads between a minor and major spoke**

**Each bead carries a value of 3 mins**

- Keeping these ideas in mind make a model of Konark sun dial on your own using paper plates, sticks or pencils or materials that are readily available at home. Record the time and check how accurate is it! Click a photograph and attach with your Project. **(4.5)**

You may take ideas from the sites given below:

- <https://www.widewalls.ch/magazine/tessellation-mathematics-method-art>
- <https://www.science-sparks.com/how-to-make-a-sundial/>
- <https://www.youtube.com/watch?v=Q2MIT9ePAbU>

**Neatness and Presentation = 2 marks**

**LEARNING OUTCOME:**

At the end of the project, students should be able to interpret data from a bar graph, revise the concepts of fractions, basic geometry and make a sundial as well as develop creative skills and appreciate the geometrical and architectural marvels while learning about the heritage sites of India.

**SUBJECT: EVS****Class: V****FULL MARKS: 20**

---

**THEME: HERITAGE SITES OF INDIA – TAJ MAHAL**

The **Taj Mahal** 'Crown of the Palace', is an ivory-white marble mausoleum on the right bank of the river Yamuna in the Indian city of Agra. It was commissioned in 1632 by the Mughal emperor Shah Jahan to house the tomb of his favourite wife, Mumtaz Mahal; it also houses the tomb of Shah Jahan himself. In 2007, it was declared a winner of the new 7 Wonders of the World.

In the recent times threats have come from environmental pollution on the banks of the Yamuna river including acid rain. Acid rain is caused by a chemical reaction that begins when compounds like sulphur dioxide and nitrogen oxides are released into the air. These substances can rise very high into the atmosphere, where they mix and react with water, oxygen, and other chemicals to form more acidic pollutants, known as acid rain. The air pollution and acid rain have been turning the Taj Mahal yellow-brown.

**LEARNING OBJECTIVES**

Students will be able to:

- Know and learn about the effects of pollution on Taj Mahal.
- Gain knowledge about the way acid rain is formed.
- Research about the materials used for building the Taj Mahal.
- Experiential learning: How to make a diagrammatic model of formation of acid rain in nature.
- Appreciate how the people have tried to save the different heritage sites.
- Integrate heritage of our country and environmental science through this project.

With the above information and a little research on your own, do the following as directed:

**Q1.** On a half chart paper make a diagrammatic representation of how acid rain is formed in nature. You may use cut outs, empty match boxes, cotton, waste materials to depict the formation of acid rain. Also, label the important terms of the acid rain. You may use your own creativity. Links for the same have been given for your reference. **(10)**

**Answer the following:** (You may do this on worksheet/ fabriano sheet. Provide a cover page for the same)

**Q2.** Mention any **two** major steps taken by the government of Uttar Pradesh to save the Taj Mahal from further deterioration. **(2)**

**Q3.** As a student mention any two ways you can contribute to save this monument from getting destroyed. **(2)**

**Q4.** Name the material that was used to construct the Taj Mahal. What is the scientific name and the formula of this material? **(1)**

**Q5.** Recently in West Bengal, the UNESCO has declared a famous and renowned event as a cultural heritage. What was it? Stick pictures of the same to support your answer. **(1)**

**Q6.** Name a famous monument in Kolkata which is also made of marble. Stick pictures to support your answer. **(2)**

**OVERALL NEATNESS, PRESENTATION, COVER PAGE AND RESEARCH – 2 Marks**

### **LEARNING OUTCOME**

At the end of the project students:

- Should have learnt about the effects of pollution on Taj Mahal.
- Should have gained knowledge about the way acid rain is formed.
- Should have gained experiential learning about how to make a diagrammatic model of formation of acid rain in nature.
- Should have learnt how the people have tried to save the different heritage sites.
- Should be able to integrate heritage of our country and environmental science through this project.

NAME: \_\_\_\_\_

Sec: \_\_\_\_\_

V/ EVS/ 2022-2023

**Some internet sites for reference:**

[https://www.youtube.com/watch?v=LLar5lf\\_YYg](https://www.youtube.com/watch?v=LLar5lf_YYg)

<https://www.youtube.com/watch?v=D7lSkGrerkl>

<https://brainly.in/question/3520829#:~:text=Due%20to%20an%20increase%20in,carbon%20and%20dust%20in%20gases.>

<https://india.mongabay.com/2021/11/polluted-yamuna-not-industrial-emission-main-reason-behind-taj-mahal-decay-study/>

<https://www.oneindia.com/india/pollution-turns-white-marble-taj-mahal-yellow-air-purifier-installed-2971725.html>

**SSC**

**CLASS: V**

**FULL MARKS: 20**

**INSTRUCTIONS**

- The project consists of two parts – **brochure making** and **map pointing**.
- Use coloured chart paper to present your project.
- You can refer to the internet to gather information, but you must write the matter in your own words.
- Make sure your project is neat and appealing.

**LEARNING OBJECTIVES:**

**After the completion of the project, students will be able to**

- know about the heritage sites of India
- learn about the location of the site and historical significance of the site
- think about ways to preserve the historical sites
- enhance their skills while map pointing
- learn how to make a brochure

**THEME: Heritage Sites of India**



World Heritage Sites are **cultural and/or natural sites of 'Outstanding Universal Value'**, which are important across countries and generations. As of 2022, there are **40** World Heritage Sites located in India. Out of these, 32 are cultural, 7 are natural, and one, the Khangchendzonga National Park, is of mixed type. India has

the sixth largest number of sites in the world. The names of a few sites that are listed under the World Heritage sites are the Ajanta Caves, Ellora Caves, The Taj Mahal, the Agra Fort. However, some of these sites were listed endangered due to risks from increased traffic, public, weather conditions and new constructions in surroundings.

**For an instance: The Taj Mahal** built in Agra between 1631 and 1648 by the Mughal emperor Shah Jahan in memory of his favourite wife, the Taj Mahal is the jewel of Muslim art in India and one of the universally admired masterpieces of the world's heritage. Since it is getting discoloured due to pollution and lack of repair, the archaeological department is now looking into restoring the monument by scrubbing the Taj clean. Apart from that a new dam to help restore the flow



of water to the Yamuna River is being constructed. Provisions to stop some of the 52 discharge pipes pouring waste into the water and improving local sewage treatment plants is also being made.

### **WHAT YOU NEED TO DO:**

**Q1)** Imagine you had a chance to meet an archaeologist who had visited various heritage sites in India. He came across a few buildings/monuments which need repair and good maintenance. He has made a report on the same. Refer to the report given by the archaeologist to **make a brochure on one of the buildings/monuments.**

### **Remember your brochure should include the following points:**

- Where is the heritage site located?
- What is the historic significance of that site?
- In what way has it been damaged?
- What suggestions will you give to the public and to the archaeological survey department to restore or maintain that site?
- **Illustrate** or stick **relevant pictures** to support the above points.

**Q2. Mark any 5 states, where the heritage sites of India are located, on the political map of India. Support the map with a key.**

**MARKS DISTRIBUTION**

Brochure Making	Map Pointing
✚ Content – 8 marks	✚ location – 2.5
✚ Relevant illustrations/pictures – 5 marks	✚ key – 2.5
✚ Overall Presentation – 2 marks	

**You may refer to the links given below:**

- ✚ [https://en.wikipedia.org/wiki/List\\_of\\_World\\_Heritage\\_Sites\\_in\\_India](https://en.wikipedia.org/wiki/List_of_World_Heritage_Sites_in_India)
- ✚ <http://surl.li/bvmkh>
- ✚ <http://surl.li/bvmkj>

**Some of the samples of brochure are given below:**



**Learning Outcome:**

At the end of the project, students should be able to make a brochure on the Heritage Sites of India as well as mark the states, where these sites are located, on a political map of India. They will also be able to suggest ways to preserve and restore these endangered heritage sites which will serve as a live example for the upcoming generations.



**LakshmiPat Singhania Academy**  
**Unit test1 -2022-23**  
**Open book project**  
**Subject: Computer Education**

**Class: V**

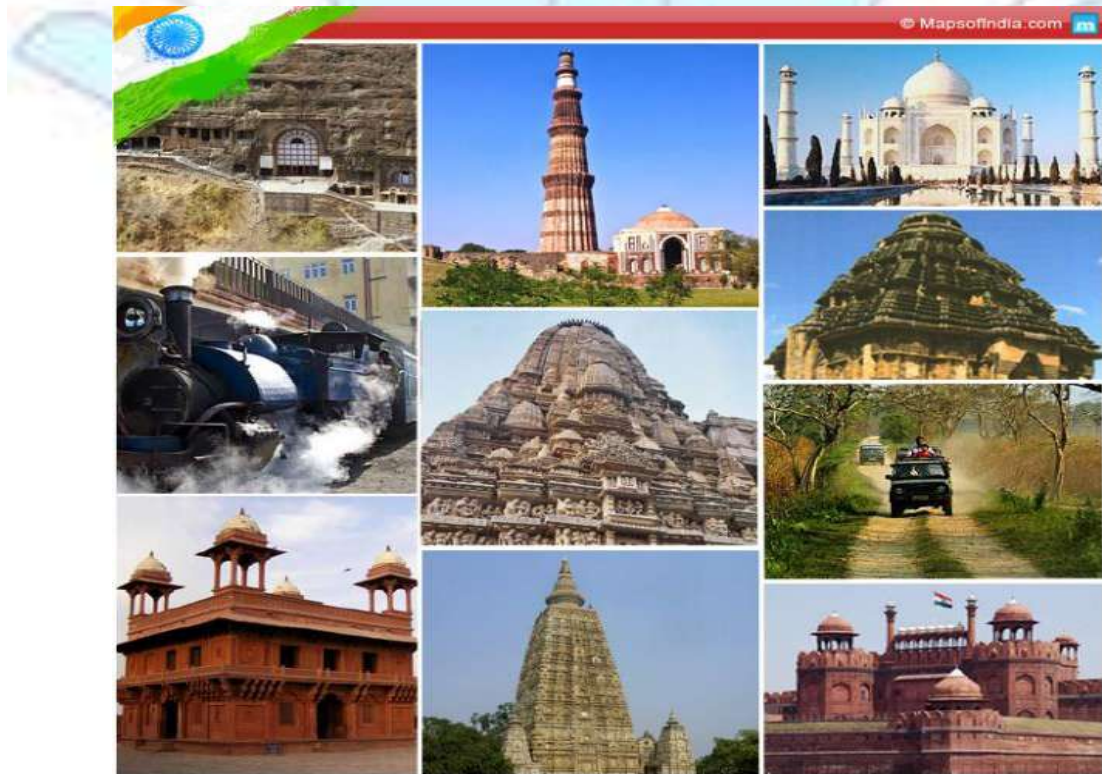
**Full Marks: 10**

**Learning Objective**

- To make them understand the importance of Heritage place of India.
- To make them apply their logical thinking and creativity skill by drawing a poster to preserve heritage site
- To make them present their research work to create the virtual heritage tour.

**TOPIC – Virtual Heritage Tour**

*The rich heritage of India, one of the world's oldest civilizations, is an all-embracing confluence of religions, traditions and customs. As of 2022, there are 40 World Heritage Sites located in India. India has the sixth largest number of sites in the world.*



Name : \_\_\_\_\_ Sec : \_\_\_\_\_ Roll No.: \_\_\_\_\_ V / Unit Test 1 / CE / 2022-23

Assume yourself as a virtual tour guide and create a short presentation on virtual heritage tour (5-6 slides) of India. You need to choose one heritage place and research to find out different facts. You can present the research work using MS PowerPoint that can cover the points given below.

**To Do: -**

1. Name of your tourism along with your name as virtual tour guide
2. Name of any one heritage place and its geographical location.
3. The importance about that heritage place.
4. Write two points about damages done by the visitors.
5. Draw a poster on requesting to preserve the heritage site on an A4 size paper. Click a photograph and insert the picture as conclusion slide

**Guiding Steps:-**

- Insert related pictures to enhance your presentation.
- Maximum usage of software will be appreciable.
- Format your presentation according to your choice.
- Save your presentation as NameClassSec\_CETerm1Project.
- Upload your project through the Teams ->assignment Tab by the submission date mentioned above.
- Attach your hard copy of posted in your CE notebook.
- *Please note it is an individual project.*

**Reference:**

[https://en.wikipedia.org/wiki/List\\_of\\_World\\_Heritage\\_Sites\\_in\\_India](https://en.wikipedia.org/wiki/List_of_World_Heritage_Sites_in_India)

<https://www.indiaculture.nic.in/world-heritage>

**Marking Scheme:**

- Content based on research work : 2
- Presentation of facts :2
- Maximum usage of feature of the software :3
- Poster :2
- Timely submission:1

**Learning Outcome:**

Students would be able to -

- Understand the importance of Heritage place of India
- Draw a poster to preserve heritage site
- Present their research work to create the virtual heritage tour.
- Apply their thinking skills to create the virtual tour.



Name: \_\_\_\_\_ Sec: \_\_\_\_/Roll No. \_\_\_\_ V3RD Lang./ Hindi /2022-23

Class-V

F.M.-10

Subject-Hindi 3<sup>rd</sup> language

## **TOPIC- INCREDIBLE INDIA(अतुलनीय भारत)**

### **LEARNING OBJECTIVES**

Upon completion of the project, students would be able to:

- Apply their knowledge of Hindi Varnmala to a given task
- Enhance and strengthen their knowledge about the Heritage sights of India
- Appreciate the culture and tradition of India
- Build individual research capacity

3) Date of submission:

---

THE DETAILED INFORMATION OF GIVEN TOPIC FOR COMPLETION OF THE PROJECT IS GIVEN IN THE LINK BELOW:-

<https://www.oyorooms.com/blog/famous-historical-places-to-visit-in-india/>

## **INCREDIBLE INDIA (अतुलनीय भारत)**

Dear students, India is blessed with vast and rich cultural heritage all across its boundaries. We have preserved our cultural heritage since ancient times for our future generations. We will learn about some places which are rich in cultural heritage via the link given above and complete our project with its help.

Name: \_\_\_\_\_ Sec: \_\_\_\_/Roll No. \_\_\_\_ V3RD Lang./ Hindi /2022-23

Q1. COMPLETE THE NAMES OF THE FOLLOWING HERITAGE PLACES IN HINDI

LETTERS AND ALSO WRITE THEIR NAMES IN ENGLISH BELOW:- (.5x5=2.5)



ताज.....हल

.....



ला.....किला

.....



मैसू ..... पैलेस

.....



.....मेर का किला

.....



हवा .....हल

.....

Name: \_\_\_\_\_ Sec: \_\_\_\_/Roll No. \_\_\_\_ V3RD Lang./ Hindi /2022-23

Q2. MATCH THE FOLLOWING PICTURES WITH ITS FIRST LETTER :- (.5x5=2.5)



स



ग



इ



क



व

Name: \_\_\_\_\_ Sec: \_\_\_\_/Roll No. \_\_\_\_ V3RD Lang./ Hindi /2022-23

Q3. MAKE A PICTURE COLLAGE OF ALL THE HERITAGE PLACES OF INDIA  
(MINIMUM 5 PICTURES REQUIRED):- (5)

LEARNING OUTCOMES:

इस परियोजना कार्य को करने के पश्चात् बच्चे भारत की कला एवं संस्कृति तथा यहाँ के महत्वपूर्ण ऐतिहासिक स्थलों से परिचित होंगे। वे हिन्दी वर्णमाला के उचित प्रयोग के बारे में जानेंगे तथा उनमें भाषिक क्षमता और वैचारिक क्षमता का भी विकास होगा।

LAKSHMIPAT SINGHANIA ACADEMY

OPEN BOOK PROJECT

UNIT TEST 1 (2022-2023)

CLASS: V

F.M.: 10

SUBJECT: Bengali 3<sup>rd</sup> Language

LEARNING OBJECTIVES:

After completing the project, the children will be able to –

- Learn about the heritage sites of India
- Gain knowledge about the preservation of the heritage sites of India
- Design a badge to spread awareness about the preservation of the heritage sites of India

**THEME: HERITAGE SITES OF INDIA**

**অতুলনীয় ভারত (Incredible India)**

The United Nations Educational, Scientific and Cultural Organization (UNESCO) seeks to encourage the identification, protection and preservation of cultural and natural heritage around the world. A World Heritage Site is a place that is listed by UNESCO for its special cultural or physical significance. India has 38 world heritage sites. Some among them are –



Taj Mahal



Agra Fort



Ajanta Caves



Ellora Caves



Hampi



Khajuraho Temple



Elephanta Caves



Qutub Minar





Fatehpur Sikri



Mahabodhi Temple



Konark Sun Temple



Jantar Mantar



Kaziranga National Park





Sundarban National Park





### Preserving the heritage sites of India

Generations have lived before us and have shaped the world we reside in. It is important to protect our heritage as it adds character and distinctiveness to the place, region or community and hence provides a sense of identity.

### WHAT YOU NEED TO DO:

1. Identify the heritage sites from the given pictures and write the first letter of their name in Bengali: 0.5X6=3

<p>a.</p>  <p>_____</p>	<p>b.</p>  <p>_____</p>
--	---

c. 	d. 
e. 	f. 

2. Fill in the blanks to complete the names of the heritage sites in Bengali:

0.5X4=2

a. তা \_\_\_\_\_ মহল

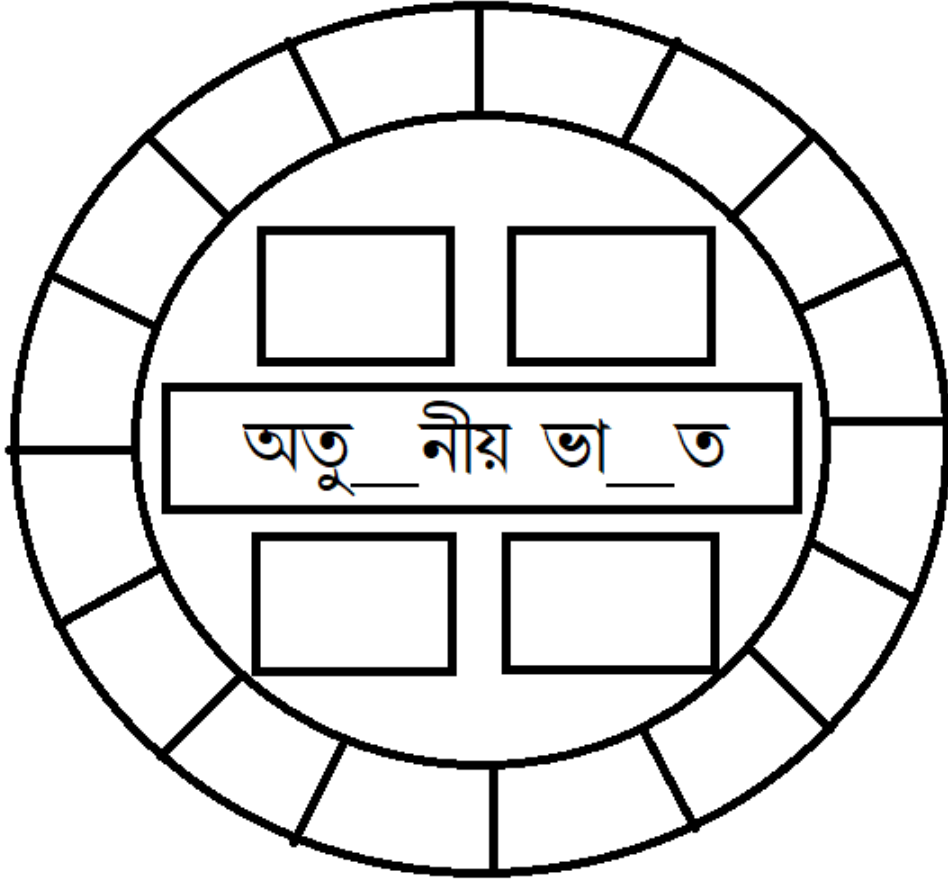
b. সুন্দর \_\_\_\_\_ ন

c. কোনা \_\_\_\_\_ ক

d. ফে \_\_\_\_\_ পুর সিক্রি

3. Design a badge to spread awareness about the preservation of heritage sites of India. (5)

- Cut the given outline of the badge and stick it on a cereal box. Now, cut the box to give it the proper shape.
- Write the 8 Swarabarna and 8 Byanjonbarno that you have learnt to complete the border of your badge.
- Stick or draw four pictures of heritage sites on the four boxes given.
- Fill in the blank to complete the given message in Bengali.



**LEARNING OUTCOME:**

At the end of the project, the students should be able to identify the heritage sites of India and write the first letters of their names in Bengali, fill in the blanks to complete the names of the heritage sites in Bengali and design a badge to spread awareness about the preservation of the heritage sites of India.

LAKSHMIPAT SINGHANIA ACADEMY  
**OPEN BOOK PROJECT**  
**Unit Test 1**  
**2022-23**

**Class: V**

**Total: 10 Marks**

**Subject: Sanskrit 3<sup>rd</sup> Language**

**Learning Objectives:**

- Creativity Skill enhancement
- Writing Skill enhancement
- Use of Language
- Application of Language
- Knowing the culture and history of India

A historic site or heritage site is an official location where pieces of political, military, cultural, or social history have been preserved due to their cultural heritage value. Historic sites are usually protected by law, and many have been recognized with the official national historic site status. A historic site may be any building, landscape, site or structure that is of local, regional, or national significance. Usually this also means the site must be at least 50 years or older.

Historic sites and heritage sites are often maintained for members of the public to be able to visit. Visitors may come out of a sense of nostalgia for bygone eras, out of wishing to learn about their cultural heritage, or general interest in learning about the historical context of the site. Many sites offer guided tours for visitors, conducted by site staff who have been trained to offer an interpretation of life at the time the site represents. A site may also have a visitor center with more modern architecture and facilities, which serves as a gateway between the outside world and the historic site, and allows visitors to learn some of the historical aspects of the site without excessively exposing locations that may require delicate treatment.

Some examples of Indian Heritage Sites:

1. Ajanta Caves
2. Ellora Caves

Name:\_\_\_\_\_ Sec:\_\_\_ Roll No:\_\_\_\_\_ ClassV/UT 1/Sanskrit3L/2022-23

3. Agra Fort
4. Sun Temple, Konarak

As a part of your Sanskrit Project,

- Paste or draw pictures of 5 Indian Heritage sites (which has not been mentioned) and label the pictures in Sanskrit
- Mention the history of those sites in brief i.e. the original creator of those sites, the year or era of creation etc.
- Use proper title and pictures
- Label all the pictures properly
- Make a proper Cover

### **Marks Distribution:**

Content- 4  
Title and Cover: 1+1  
Presentation: 2  
Research: 2

### **Learning Outcome**

At the end of the project, students should be able to understand the values and history of the heritage sites of India as well as understand the values to protect those sites properly.

Name: \_\_\_\_\_ Sec: \_\_ Roll No: \_\_\_\_\_ Class V /Unit 1/German/2022-23

**LAKSHMIPAT SINGHANIA ACADEMY**

**SUB: GERMAN 3<sup>RD</sup> LANGUAGE  
CLASS-V  
UNIT TEST 1 (2022-23)  
OPEN BOOK PROJECT**

**Total Marks:10**

**Theme: Heritage sites of India and Germany**

**Learning objective : die Landeskunde ( knowing the country)**

**Language : English/Deutsch**

**Instruction: -**

**Vergleich 5 Denkmäler aus Deutschland und 5 aus Indien**

( compare 5 monuments from Germany and 5 monuments from India)

**Namen und Bilder der Denkmäler.**

(names and pictures of the Monuments and their location(state/city) )

**Es muss angegeben werden, zu welchem Bundesland in Deutschland und welchem Bundesland in Indien sie gehören**

(It has to be mentioned which federal state in Germany and state in India they belong to)

**Eine Präsentation erstellen**

(Create a presentation)

**Kann Bilder aus dem Internet verwenden**

(Can use video clips or images from the Internet)

**Die Links, über die die Informationen gesammelt werden, sind zu erwähnen**

(The links from which the information are collected are to be mentioned)

**Individuelle Präsentation machen )**

(make the presentation individually)

**Einreichen**

(submit).

<https://www.quermania.de/deutschland/urlaub-ausflug-bundeslaender.php>

<https://www.historyhit.com/guides/historic-sites-in-germany/>

**Marks: -**

Selection of Monuments: -2

Research work: - 4

Overall presentation: - 4

**Learning outcome:** Identify the different Heritage sites of India and Germany

UNIT TEST 1  
OPEN BOOK PROJECT

Class – V

Marks - 10

Subject – French ( 3<sup>rd</sup> Language )

**LEARNING OBJECTIVES**

- To introduce the students to the world heritage sites of India and France

Sites du patrimoine de l'Inde (Heritage sites of India)

As of 2022, there are 40 world heritage sites located in India. Out of these 32 are cultural and 7 are natural. Cultural heritage consists of monuments, architectural works, sculptures and natural heritage sites include physical, geographical and physiographical formation.

**Project:**

List out five world heritage sites in India. Mention the name of places (cities) where they are situated. Give pictures of these sites to make the presentation attractive and clear.

Similarly list out 5 heritage sites of France. Mention the name of places (cities) where they are situated and paste pictures of these sites.

**Instructions:**

Students will submit individual projects

Marks Distribution:

Research Work– 4

Presentation – 4

Neatness – 2

**LEARNING OBJECTIVES**

- Students will be able to do research and know about 5 heritage sites of India and France, their Location and identify their pictures